

NOW AVAILABLE AT...

Voyage Decking is a mineral-based composite technology line, which provides the industry's best strength-to-weight ratio. Featuring a fiber-like structure similar to wood, Voyage has unmatched strength that is nearly 35% lighter than traditional composites and similar in weight to PVC. There is virtually no thermal expansion or contraction, and it is fully warranted for ground and water contact installation.

Available Sizes:

Line	Type	Item	Actual Size	Unit Size
Voyage	Grooved Deck Board	5/4 x 6 x 12' Grooved	7/8" x 5-1/2" x 12'	48
Voyage	Grooved Deck Board	5/4 x 6 x 16' Grooved	7/8" x 5-1/2" x 16'	48
Voyage	Grooved Deck Board	5/4 x 6 x 20' Grooved	7/8" x 5-1/2" x 20'	48
Voyage	Solid Deck Board	5/4 x 6 x 16' Solid	7/8" x 5-1/2" x 16'	48
Voyage	Solid Deck Board	5/4 x 6 x 20' Solid	7/8" x 5-1/2" x 20'	48
Voyage	Riser	1 x 8 x 12' Riser	7/16" x 8" x 12'	40
Voyage	Fascia	1 x 12 x 12' Fascia	7/16" x 11-1/4" x 12'	40
Voyage	Accent Board	5/4 x 6 x 21' Solid	7/8" x 5-1/2" x 21'	48
Voyage	Accent Riser	1 x 8 x 12' Riser	7/16" x 8" x 12'	40
Voyage	Accent Fascia	1 x 12 x 12' Fascia	7/16" x 11-1/4" x 12'	40

50 YEAR
STRUCTURAL

25 YEAR
STAIN & FADE

25 YEAR
REMOVAL & REPLACEMENT

LIMITED WARRANTY

Key Features and Benefits:




- Mineral Based Composite technology
- Virtually zero thermal expansion and contraction
- Incredible strength and durability; virtually impossible to crack and break
- Lightweight and easy to work with and install; 35% lighter than traditional wood plastic composites
- Approved for ground contact and water installation
- Won't splinter, sag, chalk, or crack
- Stain and fade-resistant cap stock
- Can be used as residential and commercial cladding

- ✓ EASILY ONE OF THE BEST PERFORMING DECK LINES ON THE MARKET
- ✓ INDUSTRY BEST STRENGTH-TO-WEIGHT RATIO (35% LIGHTER THAN TRADITIONAL COMPOSITES)
- ✓ VIRTUALLY NO THERMAL EXPANSION AND CONTRACTION. BETTER INSTALL, REDUCED CALLBACKS, IMPROVED OVERALL APPEARANCE.
- ✓ FULLY WARRANTED FOR GROUND AND WATER CONTACT INSTALLATION

- ✓ COMES WITH ENHANCED TRACTION FOR INCREASED SLIP RESISTANCE
- ✓ EXCELLENT OPTION FOR CLADDING, FENCING, AND SCREENING
- ✓ AVAILABLE IN SIX DIFFERENT COLORS TO FIT ANY DESIRED LOOK
- ✓ BACKED BY AN INDUSTRY LEADING 50/25/25 WARRANTY



Available Colors:



Available Profiles:

Grooved-Edge



Solid-Edge

