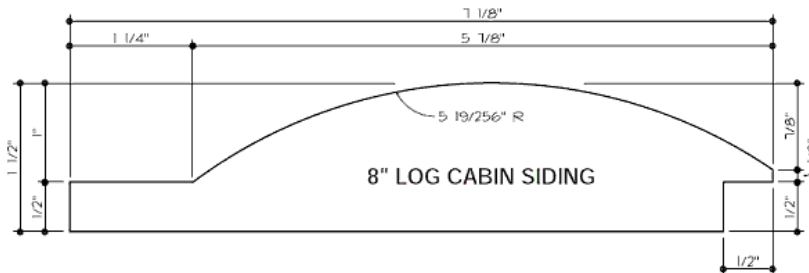


Log Cabin Siding – Smooth Round



Coverage:

181 Lineal Feet = 100 Square Feet

Available Sizes:

2x8x12' and 2x8x16'

Frequently Asked Questions:

Is this designed for interior or exterior uses?

This product can be used for both exterior siding and interior paneling. If used in an exterior application, it's best practice to prime all four sides before installing and finish with a high-quality stain or paint.

How do I measure how much I need?

2x8 Log Cabin siding has a 6-5/8" exposure, meaning you'll need roughly 181 lineal feet to cover 100 square feet. Always factor an extra 5% for waste factor.

What kind of wood is this?

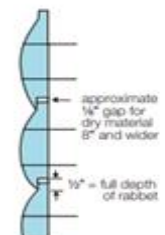
Our log cabin siding is made from a SPF white wood. Expect a bright, white piece of wood with occasional knots that's light and easy to cut and fasten.

Installation: *First, make sure the material acclimates for at least a week in its end environment. Acclimation is a critical step for proper installation and prevents future expansion, contraction, or warping issues from occurring. There are two ways you can install. You can install with two nails through the face at every stud for best long-term performance, or, if you choose, you can blind nail through the tongue. For trim, make sure to use at least a 2" trim to leave a proper shadow line.*



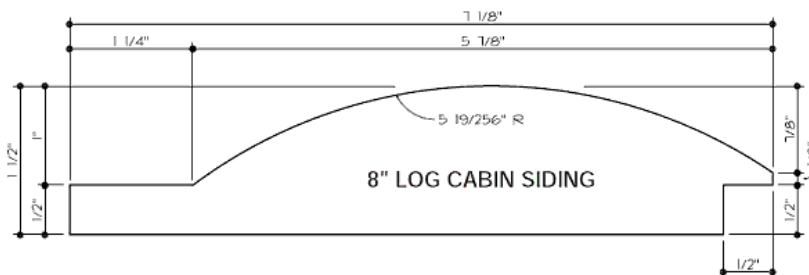
LOG CABIN

Log Cabin siding is 1 1/2" thick at the thickest point. Ideally suited to informal buildings in rustic settings. The pattern may be milled from appearance grades (Commons) or dimension grades (2x material). Allows for 1/2" overlap, including an approximate 1/8" gap. Do not nail through overlapping pieces. Horizontal or vertical applications.



Use two siding or box nails, 3-4" apart, per bearing to face nail.

Log Cabin Siding – Hand Hewn



Coverage:

181 Lineal Feet = 100 Square Feet

Available Sizes:

2x8x16'

Frequently Asked Questions:

Is this designed for interior or exterior uses?

This product can be used for both exterior siding and interior paneling. If used in an exterior application, it's best practice to prime all four sides before installing and finish with a high-quality stain or paint.

How do I measure how much I need?

2x8 Log Cabin siding has a 6-5/8" exposure, meaning you'll need roughly 181 lineal feet to cover 100 square feet. Always factor an extra 5% for waste factor.

What exactly is a hand-hewn look?

Hand-hewn looks like someone cut the wood with an ax. It leaves a more rustic and irregular appearance that more closely replicates historical log cabin homes.

Installation: *First, make sure the material acclimates for at least a week in its end environment. Acclimation is a critical step for proper installation and prevents future expansion, contraction, or warping issues from occurring. There are two ways you can install. You can install with two nails through the face at every stud for best long-term performance, or, if you choose, you can blind nail through the tongue. For trim, make sure to use at least a 2" trim to leave a proper shadow line.*

