



# FULL CATALOG



THE LEADING WHOLESALE DISTRIBUTOR OF BUILDING MATERIALS IN THE MIDWEST







## PRODUCT CATALOG

*Welcome to our Product Catalog. We have compiled a comprehensive list of everything we stock and sell. It encompasses over 2,000 different products that are available every single day. Of course, we also have the ability to special order just about anything; if it's wood, we can source it.*

*We're a family-run company that's been in the wood products industry for over a hundred years, and we're currently on our third generation of family ownership and management.*

*Our whole philosophy is to source the best building materials in the world and provide quick and reliable access to them for any sized job, big or small.*

*Thank you for your support!*



## PAGE GUIDE

- 1.....6: *Introduction*
- 7.....9: *Commodity Lumber Products*
- 10.....13: *Treated & Fire Treated Lumber Products*
- 14.....16: *Long Length Douglas Fir & Douglas Fir Timbers & Woodtone Structural Posts*
- 17.....26: *OSB, Plywood, Fire Treated & Specialty Panels*
- 27.....37: *Boards, Pattern Stock*
- 38.....50: *Western Red Cedar*
- 51.....62: *Specialty Porch, Deckorators Decking, Railing & Porch Floor*
- 63.....78: *Engineered Wood - Featuring Trus Joist*
- 79.....88: *James Hardie Siding, Trim, & Accessories*
- 89.....95: *Trim & PVC Products*
- 96.....101: *Affinity Panelized Stone, Accessories & Specialty Sidings*
- 102..104: *Concrete Forming Products*



## PRODUCT BROCHURE

### Fast Facts:

- 28 Acres and 90,000 FT of Enclosed Warehouse Space
- 16 Sales Reps, 15 Drivers, 14 Yardmen, 3 Office Admins
- 21 Flatbeds, 2 Hotshot Trailers, 1 Roll-Off Trailer
- Over 2,000 SKU's in Inventory and On Ground
- 7 Midwest Distribution Centers and Growing
- Family Owned and Operated





# REMANUFACTURING FACILITY

We have a full remanufacturing facility capable of Precision End Trimming lumber to exact lengths. We also have a comprehensive timber operation with state-of-the-art equipment that can resize and surface (S4S) both Douglas Fir and Western Red Cedar timbers.

## P.E.T. SAW:



## BEAM SAW AND PLANER:



# OUR WEBSITE

[www.fp-supply.com/kansas-city-resources.html](http://www.fp-supply.com/kansas-city-resources.html)



VISIT OUR WEBSITE FOR MORE INFORMATION ON ALL OF OUR PRODUCTS.

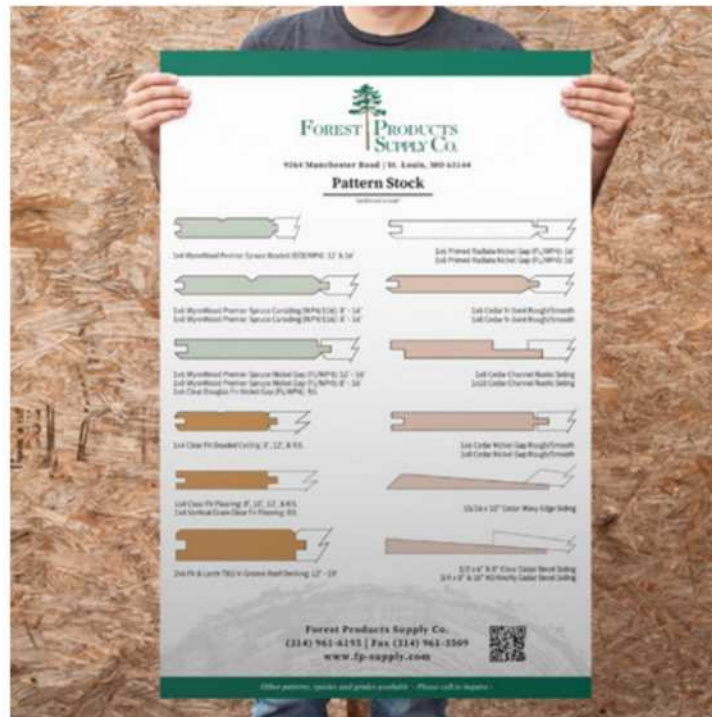
Go to [www.fp-supply.com](http://www.fp-supply.com), and then go to resources and select Kansas City.

Here you'll have detailed access to all of our products. Every product page includes relevant information you're looking for, including available sizes, photos, videos, PDF's of installation guides, product brochures, MSDS sheets, specifier's guides, and more.

The best part is that everything is designed for the dealer to be able to share with their customers, so we don't include any pricing on these pages. Use this as a selling tool and share these product pages and links with your customers to help close sales. It's also a mobile-friendly site so you can access this on a jobsite with a smartphone or tablet.



# OUR POSTERS



We have created New Posters intended for product store signage. Our new posters are designed to be both informative and eye-catching to help educate your customers and drive sales. They are available free of charge and are easy to put on a wall, corkboard, countertop, etc.

If you would like to request some posters for your store, go to [www.fp-supply.com/kc-posters.html](http://www.fp-supply.com/kc-posters.html) and fill out our online form or call us at (913) 441-7000. The posters measure 20" x 30" and feature a QR code that can be scanned that takes the customer to our website for more comprehensive information.

## Available Posters:

- Pattern Stock
- Pine Plywood Siding
- Premium Boards
- James Hardie Siding
- James Hardie Artisan Siding
- Magnolia Home Collection
- Affinity Stone
- Douglas Fir Timbers
- Cedar Timbers
- Treated Glulam Beams
- WoodTone T&G Paneling
- WoodTone Cedar Post
- WynnWood Boards
- GatorBar Fiberglass Rebar
- Deckorators Venture Decking
- Deckorators Vista Decking
- Deckorators Voyage Decking
- EasyTrim
- Trus Joist TJI
- Trus Joist LVL Microllams
- Trus Joist Parallam PSL Beams
- TimberStrand LSL Framing

# SPF STUDS & DIMENSIONAL LUMBER



## Available Stud Sizes:

Item	Unit Size	Premium	Selects/Market	Finger Joint
2x4x92-5/8"	294	<input checked="" type="checkbox"/>	<input checked="" type="checkbox"/>	
2x4x96"	294	<input checked="" type="checkbox"/>		
2x4x104-5/8"	294	<input checked="" type="checkbox"/>	<input checked="" type="checkbox"/>	<input checked="" type="checkbox"/>
2x4x116-5/8"	294	<input checked="" type="checkbox"/>	<input checked="" type="checkbox"/>	<input checked="" type="checkbox"/>
2x6x92-5/8"	189	<input checked="" type="checkbox"/>	<input checked="" type="checkbox"/>	
2x6x96"	189	<input checked="" type="checkbox"/>		
2x6x104-5/8"	189	<input checked="" type="checkbox"/>	<input checked="" type="checkbox"/>	<input checked="" type="checkbox"/>
2x6x116-5/8"	189	<input checked="" type="checkbox"/>	<input checked="" type="checkbox"/>	<input checked="" type="checkbox"/>

-Special trim sizes are available via a custom cut program at our Kansas City facility

## Available Dimensional Sizes:

Item	Unit Size	Lengths	4-Square	Hiline	#2&btr
2 x 4	294	8' - 20'	<input checked="" type="checkbox"/>	<input checked="" type="checkbox"/>	<input checked="" type="checkbox"/>
2 x 6	189	8' - 20'	<input checked="" type="checkbox"/>	<input checked="" type="checkbox"/>	<input checked="" type="checkbox"/>



# 2X4X16 MERCER "SILVER BULLETS" SPF



## Available Sizes:

Item	Actual Size	Grade Stamp	Unit Size	Species	KD HT Stamp
<i>2x4x16 Silver Bullets</i>	<i>1.5" x 3.5" x 16'</i>	<i>#3</i>	<i>294</i>	<i>Norway Spruce</i>	<i>Yes</i>

## Features & Benefits:

- Excellent value for price
- Premium Norway Spruce fiber
- Excellent for plate framing, concrete forming, bracing, shoring, railing, purlins, packaging, and crating
- Vast majority of material within unit is premium 4-Square quality
- Standard US dimensions with paper wrapped bundles of 294 pieces

# YELLOW PINE DIMENSION LUMBER



## Available Sizes:

Item	Unit Size	Lengths	#1 YP	MSR 2400
2 x 4	208	8' - 20'	<input checked="" type="checkbox"/>	<input checked="" type="checkbox"/>
2 x 6	128	8' - 20'	<input checked="" type="checkbox"/>	<input checked="" type="checkbox"/>
2 x 8	96	8' - 20'	<input checked="" type="checkbox"/>	<input checked="" type="checkbox"/>
2 x 10	80	8' - 20'	<input checked="" type="checkbox"/>	<input checked="" type="checkbox"/>
2 x 12	64	8' - 20'	<input checked="" type="checkbox"/>	<input checked="" type="checkbox"/>

## Features & Benefits:

- Superior strength to SPF and Douglas Fir; excellent for floor joists and roof trusses
- We carry the deepest inventory of MSR 2400 Yellow Pine
- Contact us for mill direct quotes



# MCA TREATED LUMBER



## Available Sizes:

<b>Item</b>	<b>Grade</b>	<b>Lengths</b>	<b>Treatment</b>	<b>Color</b>	<b>Unit Size</b>
<i>2 x 4</i>	<i>#1 Yellow Pine</i>	<i>8' - 16'</i>	<i>MCA Ground Contact</i>	<i>Green</i>	<i>104</i>
<i>2 x 6</i>	<i>#1 Yellow Pine</i>	<i>8' - 20'</i>	<i>MCA Ground Contact</i>	<i>Green</i>	<i>64</i>
<i>2 x 8</i>	<i>#1 Yellow Pine</i>	<i>8' - 20'</i>	<i>MCA Ground Contact</i>	<i>Green</i>	<i>48</i>
<i>2 x 10</i>	<i>#1 Yellow Pine</i>	<i>8' - 20'</i>	<i>MCA Ground Contact</i>	<i>Green</i>	<i>40</i>
<i>2 x 12</i>	<i>#1 Yellow Pine</i>	<i>8' - 20'</i>	<i>MCA Ground Contact</i>	<i>Green</i>	<i>32</i>
<i>5/4 x 6</i>	<i>Premium</i>	<i>8' - 16' &amp; 20'</i>	<i>MCA Ground Contact</i>	<i>Green</i>	<i>96</i>
<i>4 x 4</i>	<i>#1 Yellow Pine</i>	<i>8' - 16'</i>	<i>MCA Ground Contact</i>	<i>Green</i>	<i>65</i>

## Features & Benefits:

- Available in less than unit and job-pack quantities
- All MCA treated lumber is a .15 MCA Ground Contact treatment
- Light green treatment that naturally fades with time

# TREATED BOARDS, SPINDLES, FENCING



## Available Sizes:

Item	Grade	Lengths	Treatment	Color	Unit Size
1 x 4 Boards	#1 Yellow Pine	10', 12', 16'	MCA Ground Contact	Green	384
1 x 6 Boards	#1 Yellow Pine	10', 12', 16'	MCA Ground Contact	Green	256
1 x 8 Boards	#1 Yellow Pine	12', 16'	MCA Ground Contact	Green	192
2 x 2 Spindles	#1 Yellow Pine	36", 42", 8'	MCA Ground Contact	Green	360/192
1 x 6 Dog Ear	#1 Yellow Pine	6'	MCA Ground Contact	Green	240

## Features & Benefits:

- Highly durable and long-lasting building solution for all types of projects
- Treated lumber goes through a process that uses high pressure to inject a preservative into the wood, extending the longevity of the material
- All treated lumber is a #1 MCA Ground Contact
- Green Treatment will naturally fade away over time



# FIRE TREATED LUMBER



## Available Sizes:

### Interior Fire Treated

Item	SKU	Lengths	Grade	Application
2 x 4 Interior Fire Treated	24_FT2	8', 10', 12', 16'	#2 Yellow Pine	Interior
2 x 6 Interior Fire Treated	26_FT2	8', 12', 16'	#2 Yellow Pine	Interior
2 x 8 Interior Fire Treated	28_FT2	12', 16'	#2 Yellow Pine	Interior
2 x 10 Interior Fire Treated	210_FT2	12', 16'	#2 Yellow Pine	Interior
2 x 12 Interior Fire Treated	212_FT2	12', 16'	#2 Yellow Pine	Interior

### Exterior Fire Treated

Item	SKU	Lengths	Grade	Application
2 x 4 Exterior Fire Treated	24_FTX2	12', 16'	#2 Yellow Pine	Exterior
2 x 6 Exterior Fire Treated	26_FTX2	12', 16'	#2 Yellow Pine	Exterior
2 x 8 Exterior Fire Treated	28_FTX2	16'	#2 Yellow Pine	Exterior
2 x 10 Exterior Fire Treated	210_FTX2	12', 16'	#2 Yellow Pine	Exterior
2 x 12 Exterior Fire Treated	212_FTX2	12', 16'	#2 Yellow Pine	Exterior

## Features & Benefits:

- Available in both Interior and Exterior fire treated
- Fully pressure impregnated treatment; no surface coatings
- All board are individually stamped with fire treatment and rating

# PREMIUM FURRING STRIPS



*1x2x8*



*1x3x8*



*2x2x8*

## Available Sizes:

<b>Item</b>	<b>SKU</b>	<b>Unit Size</b>	<b>Grade</b>	<b>Species</b>
<i>1 x 2 x 8</i>	<i>128FSP</i>	<i>648</i>	<i>Premium</i>	<i>SPF</i>
<i>1 x 3 x 8</i>	<i>138FSP</i>	<i>480</i>	<i>Premium</i>	<i>SPF</i>
<i>2 x 2 x 8</i>	<i>228FSP</i>	<i>420</i>	<i>Premium</i>	<i>SPF</i>

## Features & Benefits:

- Available in full units or half packs
- Premium grade with virtually no bark or wane
- Paper wrapped and sub-bundled
- Special order sizes and cuts are available in full unit quantities

# LONG LENGTH DOUGLAS FIR



## Available Sizes:

<b>Item</b>	<b>Lengths</b>	<b>Unit Size</b>	<b>Grade</b>	<b>Finish</b>	<b>Species</b>
<i>2 x 6</i>	<i>22' - 28'</i>	<i>189</i>	<i>#2&amp;btr</i>	<i>Kiln Dried</i>	<i>Douglas Fir</i>
<i>2 x 8</i>	<i>22' - 28'</i>	<i>126</i>	<i>#2&amp;btr</i>	<i>Kiln Dried</i>	<i>Douglas Fir</i>
<i>2 x 10</i>	<i>22' - 28'</i>	<i>105</i>	<i>#2&amp;btr</i>	<i>Kiln Dried</i>	<i>Douglas Fir</i>
<i>2 x 12</i>	<i>22' - 28'</i>	<i>84</i>	<i>#2&amp;btr</i>	<i>Kiln Dried</i>	<i>Douglas Fir</i>

## Features & Benefits:

- Available in less than unit quantities
- Our longest available solid sawn material
- Excellent for roof rafters or long floor joists



# DOUGLAS FIR TIMBERS



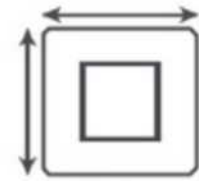
## Available Sizes:

Item	Actual Size	Species	Grade	Lengths	Surface	Green/KD
4 x 4	4" x 4"	Douglas Fir	#1 FOHC	8' - 24' *	Rough Sawn & S4S	Green
4 x 6	4" x 6"	Douglas Fir	#1 FOHC	8' - 24' *	Rough Sawn & S4S	Green
4 x 8	4" x 8"	Douglas Fir	#1 FOHC	8' - 24' *	Rough Sawn & S4S	Green
4 x 10	4" x 10"	Douglas Fir	#1 FOHC	8' - 24' *	Rough Sawn & S4S	Green
4 x 12	4" x 12"	Douglas Fir	#1 FOHC	8' - 24' *	Rough Sawn & S4S	Green
6 x 6	6" x 6"	Douglas Fir	#1 FOHC	8' - 24' *	Rough Sawn & S4S	Green
6 x 8	6" x 8"	Douglas Fir	#1 FOHC	8' - 24' *	Rough Sawn & S4S	Green
6 x 10	6" x 10"	Douglas Fir	#1 FOHC	8' - 24' *	Rough Sawn & S4S	Green
6 x 12	6" x 12"	Douglas Fir	#1 FOHC	8' - 24' *	Rough Sawn & S4S	Green
6 x 16	6" x 16"	Douglas Fir	#1 FOHC	8' - 24' *	Rough Sawn & S4S	Green
8 x 8	8" x 8"	Douglas Fir	#1 FOHC	8' - 24' *	Rough Sawn & S4S	Green
8 x 12	8" x 12"	Douglas Fir	#1 FOHC	8' - 24' *	Rough Sawn & S4S	Green
8 x 16	8" x 16"	Douglas Fir	#1 FOHC	8' - 24' *	Rough Sawn & S4S	Green
10 x 10	10" x 10"	Douglas Fir	#1 FOHC	8' - 24' *	Rough Sawn & S4S	Green
12 x 12	12" x 12"	Douglas Fir	#1 FOHC	8' - 24' *	Rough Sawn & S4S	Green

## Features & Benefits:

- Premium appearance grade timber that is 100% Free of Heart Center and Free of Wane
- Beautiful auburn coloring and even grain
- #1 Grade for predictable strength bearing and spans
- More affordable than comparable Western Red Cedar sizes
- Available in custom sizes and in an S4S finish

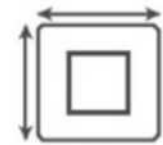
# WOODTONE STRUCTURAL POSTS



8x8

Actual: 7 1/4" x 7 1/4"

Inside: 4 1/4" x 4 1/4"



6x6

Actual: 5 1/2" x 5 1/2"

Inside: 2 5/8" x 2 5/8"

## Available Sizes:

Item	Actual Dimension	Lengths	Unit Size	Species	Texture	Finish
6 x 6 Primed SPF	5-1/2" x 5-1/2"	10' & 12'	45	SPF	Resawn	Primed
8 x 8 Primed SPF	7-1/4" x 7-1/4"	10' & 12'	28	SPF	Resawn	Primed
6 x 6 Cedar	5-1/2" x 5-1/2"	10' & 12'	45	Cedar	Resawn	Raw Cedar
8 x 8 Cedar	7-1/4" x 7-1/4"	10' & 12'	28	Cedar	Resawn	Raw Cedar

## Features & Benefits:

- Engineered to eliminate heavy checking, splits, warp, twist, and bow
- Lightweight and easy to position
- Hollow core allows for electrical to be run through the post
- Available in a primed and paint ready SPF, and a raw Western Red Cedar
- Fully structural with load tables that can be designed into structural support posts

# OSB PANELS



<b>Item</b>	<b>Dimension</b>	<b>Type</b>	<b>Unit Size</b>	<b>Typical MFR</b>
<i>1/4"</i>	<i>4 x 8</i>	<i>OSB</i>	<i>136</i>	<i>Tolko</i>
<i>7/16"</i>	<i>4 x 8</i>	<i>OSB</i>	<i>84</i>	<i>Weyco</i>
<i>7/16"</i>	<i>4 x 8</i>	<i>OSB</i>	<i>78</i>	<i>Martco</i>
<i>7/16"</i>	<i>4 x 8</i>	<i>RBS</i>	<i>78</i>	<i>Martco</i>
<i>7/16"</i>	<i>4 x 9</i>	<i>Oversize</i>	<i>82</i>	<i>Martco</i>
<i>7/16"</i>	<i>4 x 10</i>	<i>Oversize</i>	<i>87</i>	<i>Martco</i>
<i>15/32"</i>	<i>4 x 8</i>	<i>OSB</i>	<i>74</i>	<i>Martco</i>
<i>15/32"</i>	<i>4 x 9</i>	<i>Struc 1</i>	<i>74</i>	<i>Martco</i>
<i>15/32"</i>	<i>4 x 9</i>	<i>Oversize</i>	<i>74</i>	<i>Martco</i>
<i>15/32"</i>	<i>4 x 10</i>	<i>Struc 1</i>	<i>74</i>	<i>Martco</i>
<i>15/32"</i>	<i>4 x 10</i>	<i>Oversize</i>	<i>76</i>	<i>Martco</i>
<i>15/32"</i>	<i>4 x 8</i>	<i>Struc 1</i>	<i>76</i>	<i>Martco</i>
<i>19/32"</i>	<i>4 x 8</i>	<i>OSB</i>	<i>63</i>	<i>Weyco</i>
<i>19/32"</i>	<i>4 x 8</i>	<i>T &amp; G</i>	<i>57</i>	<i>Weyco</i>
<i>23/32"</i>	<i>4 x 8</i>	<i>Sq Edge</i>	<i>48</i>	<i>Weyco</i>
<i>23/32"</i>	<i>4 x 8</i>	<i>T &amp; G</i>	<i>48</i>	<i>Weyco</i>
<i>23/32"</i>	<i>4 x 8</i>	<i>T &amp; G</i>	<i>48</i>	<i>Weyco</i>
<i>7/8"</i>	<i>4 x 8</i>	<i>T &amp; G</i>	<i>39</i>	<i>Weyco</i>
<i>1-1/8"</i>	<i>4 x 8</i>	<i>T &amp; G</i>	<i>29</i>	<i>Weyco</i>



# EDGE GOLD T&G SUBFLOOR



## Available Sizes:

Item	Panel Size	Unit Size	Fastner Grid	Drainage System
3/4" T&G	4' x 8'	48 pcs	Yes	Yes

**Special Order:**

7/8" T&G	4' x 8'	39 pcs	Yes	Yes
1-1/8" T&G	4' x 8'	30 pcs	Yes	Yes

## Features & Benefits:

- Pound for pound the best bang for your buck in sub-flooring
- 50 Year Warranty and a 200 day no-sand guarantee
- Down Pore Drainage System ensures that water properly drains, protecting against edge swell and sanding before installing hardwood flooring or tile
- Fastener Grid that ships face-up, ready for easy and accurate installation
- Roughly 20% less than the cost of Advantech

# DIAMOND T&G SUBFLOOR



## Available Sizes:

Item	Panel Size	Unit Size	Warranty	Drainage System
<i>3/4 Diamond Sheathing</i>	<i>4' x 8'</i>	<i>48</i>	<i>50 Year</i>	<i>Yes</i>

## Features & Benefits:

- Engineered to compete with the best floor panels on the market in strength, nail retention and weather resistance.
- Builders use our easy-fit tongue and-groove edge for hassle-free installations.
- Down Pore® self-draining technology reduces rainwater ponding on the jobsite.
- Use in conjunction with Trus Joist® TJI® joists for additional TJ-Pro™ Rating points.
- Buy with confidence: limited lifetime warranty, a 500-day 'no-sand' guarantee, and backed by Weyerhaeuser's 118-year legacy of quality and customer service.
- Structural 1 Rated.**

# MDO & HDO PLYWOOD



## Available Sizes:

Item	Thickness	Panel Size	Unit Size	Species
<i>1/2" MDO 1 Side</i>	<i>15/32"</i>	<i>4' x 8'</i>	<i>66</i>	<i>Douglas Fir</i>
<i>3/4" MDO 1 Side</i>	<i>23/32"</i>	<i>4' x 8'</i>	<i>44</i>	<i>Douglas Fir</i>
<i>1/2" HDO 1 Side</i>	<i>15/32"</i>	<i>4' x 8'</i>	<i>66</i>	<i>Douglas Fir</i>
<i>3/4" HDO 1 Side</i>	<i>23/32"</i>	<i>4' x 8'</i>	<i>44</i>	<i>Douglas Fir</i>

## Features & Benefits

- MDO panels have a cardboard-like fiber overlay that takes paint exceptionally well
- MDO panels are commonly used for exterior signs
- HDO panels have an extremely tough and durable resin-impregnated fiber face
- HDO panels are excellent for concrete forming and industrial applications with frequent chemical or gas contact
- All MDO and HDO panels contain 100% water-resistant adhesives



# YELLOW PINE PLYWOOD



## Available Sizes:

<b>Item</b>	<b>Thickness</b>	<b>Size</b>	<b>Unit Size</b>	<b>Species</b>
<i>3/8" PRS</i>	<i>11/32"</i>	<i>4' x 8'</i>	<i>90</i>	<i>Yellow Pine</i>
<i>1/2" PRS 4-Ply</i>	<i>19/32"</i>	<i>4' x 8'</i>	<i>70</i>	<i>Yellow Pine</i>
<i>5/8" PRS 4-Ply</i>	<i>19/32"</i>	<i>4' x 8'</i>	<i>56</i>	<i>Yellow Pine</i>
<i>3/4" PRS</i>	<i>19/32"</i>	<i>4' x 8'</i>	<i>46</i>	<i>Yellow Pine</i>
<i>3/4" Sturd-I-Floor T&amp;G</i>	<i>19/32"</i>	<i>4' x 8'</i>	<i>48</i>	<i>Yellow Pine</i>
<i>1/2" PRS Struc 1</i>	<i>15/32"</i>	<i>4' x 8'</i>	<i>70</i>	<i>Yellow Pine</i>
<i>5/8" PRS Struc 1</i>	<i>19/32"</i>	<i>4' x 8'</i>	<i>56</i>	<i>Yellow Pine</i>
<i>3/4" PRS Struc 1</i>	<i>19/32"</i>	<i>4' x 8'</i>	<i>56</i>	<i>Yellow Pine</i>
<i>3/4" BBOES Plyform</i>	<i>23/32"</i>	<i>4' x 8'</i>	<i>50</i>	<i>Import Pine</i>

## Features & Benefits:

- Premium mill quality
- GP, Hunt, and Weyerhaeuser stock
- Mill direct quotes available

# SANDED PLYWOOD

AC Radiata



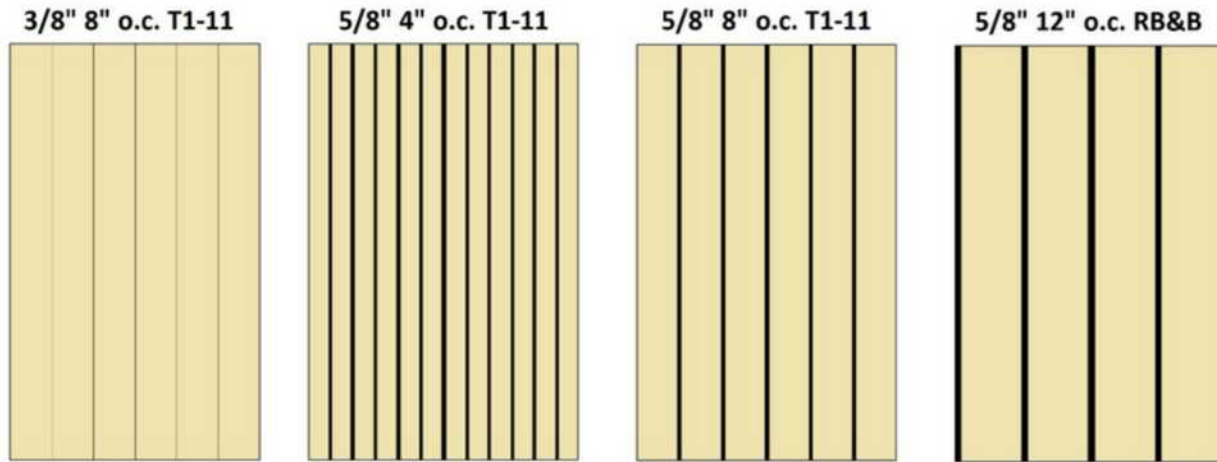
## Available Sizes:

<i>1/4" AC Radiata</i>	<i>1/4"</i>	<i>4' x 8'</i>	<i>160</i>	<i>Radiata Pine</i>	<i>AC</i>
<i>3/8" AC Radiata</i>	<i>11/32"</i>	<i>4' x 8'</i>	<i>108</i>	<i>Radiata Pine</i>	<i>AC</i>
<i>1/2" AC Radiata</i>	<i>15/32"</i>	<i>4' x 8'</i>	<i>80</i>	<i>Radiata Pine</i>	<i>AC</i>
<i>5/8" AC Radiata</i>	<i>19/32"</i>	<i>4' x 8'</i>	<i>65</i>	<i>Radiata Pine</i>	<i>AC</i>
<i>3/4" AC Radiata</i>	<i>23/32"</i>	<i>4' x 8'</i>	<i>49</i>	<i>Radiata Pine</i>	<i>AC</i>
<i>1" AC Radiata *special order*</i>	<i>31/32"</i>	<i>4' x 8'</i>	<i>39</i>	<i>Radiata Pine</i>	<i>AC</i>

## Features & Benefits:

- Excellent for painting and finished work like cabinetry and shelving
- Available in less than unit quantities

# PINE PLYWOOD SIDING



## Available Sizes:

Item	Thickness	Size	Unit Size	Species	Grade
<i>3/8" 2" o.c. Beadboard</i>	<i>11/32"</i>	<i>4' x 8'</i>	<i>108</i>	<i>Radiata Pine</i>	<i>Premium</i>
<i>3/8" 1.6" o.c.</i>	<i>11/32"</i>	<i>4' x 8'</i>	<i>90</i>	<i>Pine</i>	<i>Premium</i>
<i>5/8" 4" o.c. T1-11</i>	<i>19/32"</i>	<i>4' x 8'</i>	<i>29</i>	<i>Pine</i>	<i>Premium</i>
<i>5/8" 8" o.c. T1-11</i>	<i>19/32"</i>	<i>4' x 8'</i>	<i>29</i>	<i>Pine</i>	<i>Premium</i>
<i>5/8" 12" o.c. RB&amp;B</i>	<i>19/32"</i>	<i>4' x 8'</i>	<i>29</i>	<i>Pine</i>	<i>Premium</i>

## Features & Benefits:

- Easy to install shiplap panels
- Fully approved for exterior siding
- Available in premium grade, and less than unit quantities
- Premium will have six repair patches or less and be both painted or stained



# PRESSURE TREATED PLYWOOD




## Available Sizes:

<b>Item</b>	<b>Actual Thickness</b>	<b>Panel Size</b>	<b>Unit Size</b>
<i>1/2" Treated</i>	<i>15/32"</i>	<i>4' x 8'</i>	<i>70</i>
<i>5/8" Treated</i>	<i>19/32"</i>	<i>4' x 8'</i>	<i>58</i>
<i>3/4" Treated</i>	<i>23/32"</i>	<i>4' x 8'</i>	<i>46</i>
<i>3/4" T&amp;G</i>	<i>23/32"</i>	<i>4' x 8'</i>	<i>46</i>

## Features & Benefits:

- Prevents rot and decay
- Excellent for exterior or moist and damp applications
- Available in less than unit quantities

# FIRE TREATED PLYWOOD



**PYRO-GUARD®**

**EXTERIOR FIRE-X®**

## Available Sizes:

Item	Application	Panel Size	Treatment	Edge Profile
1/2" PRS	Interior	4' x 8'	Fire-Retardant	Square Edge
5/8" PRS	Interior	4' x 8'	Fire-Retardant	Square Edge
3/4" PRS	Interior	4' x 8'	Fire-Retardant	Square Edge
3/4" AC	Interior	4' x 8'	Fire-Retardant	Square Edge
3/4" SIF T&G	Interior	4' x 8'	Fire-Retardant	Tongue & Groove
1/2" PRS	Exterior	4' x 8'	Fire-Retardant	Square Edge
5/8" PRS	Exterior	4' x 8'	Fire-Retardant	Square Edge
3/4" PRS	Exterior	4' x 8'	Fire-Retardant	Square Edge

## Features & Benefits:

- Fully pressure impregnated treatment, no top-coatings or false protection
- Class A Fire Treated
- When exposed to fire, non-combustible gas and water vapor are produced and a layer of protective char forms

# MDF PANELS



## Available Sizes:

Item	Actual Size	Brand	Unit Size	Finish	Moisture Content
1/4" MDF	1/4" x 49" x 97"	Georgia Pacific (Southern)	96	Raw MDF	4-6%
1/2" MDF	1/2" x 49" x 97"	Georgia Pacific (Southern)	30	Raw MDF	4-6%
3/4" MDF	3/4" x 49" x 97"	Georgia Pacific (Southern)	32	Raw MDF	4-6%
11/16" MDF	11/16" x 49" x 97"	Georgia Pacific (Southern)	35	Raw MDF	4-6%
1" MDF	1" x 49" x 97"	Georgia Pacific (Southern)	29	Raw MDF	4-6%

Item	Actual Size	Brand	Unit Size	Finish	Moisture Content
11/16 MDF Strips	4 x 16	Georgia Pacific (Southern)	325	Raw MDF	4-6%
11/16 MDF Strips	6 x 16	Georgia Pacific (Southern)	200	Raw MDF	4-6%
11/16 MDF Strips	8 x 16	Georgia Pacific (Southern)	144	Raw MDF	4-6%
11/16 MDF Strips	12 x 16	Georgia Pacific (Southern)	100	Raw MDF	4-6%

## Features & Benefits:

- Premium MDF panels manufactured to exacting standards
- Commonly used for furniture, cabinets, door parts, store fixtures, toys & musical instruments
- Can be routed, cut, and ripped to size
- Perfectly flat surface that takes paint extremely well



# BOARDS AND PATTERN STOCK

We've developed a portfolio of high-quality boards and pattern stock that are well designed, affordable, and easy to sell.

## The WynnWood Boards and Pattern Stock Advantage

- Premium Canadian ESLP that supersedes standard #2 grading rules
- A 1/16th micro-eased edge on all S4S boards, and the highest quality finish of any board or pattern stock in North America
- Convenient unit sizes and excellent packaging and sub-bundling
- The widest mix of available product and pattern for any conceivable project



### Boards

- Premium #2 Canfor Wynnwood Premier
- Clear Finger Jointed Double Primed Radiata Pine



### Nickel Gap/V-Groove

- Premium #2 WynnWood Premier
- Clear Finger Jointed Double Primed Radiata Pine



### Carsiding

- Premium #2 WynnWood Premier

# CANFOR WYNNWOOD BOARDS



## WYNNWOOD PREMIER

SPECIES: ESLP GRADE STAMP: 2COM & BTR  
 MOISTURE RATING: KD-HT

THIS IS OUR HIGH LINE 2 COM & BTR GRADE.  
 WHEN COMPARED TO NLGA 2 COM & BTR, WYNNWOOD PREMIER HAS:

95% WANE FREE | 90% STAIN FREE | 50% LESS TOTAL SPLIT LENGTH



## Available Sizes:

Item	Length	Unit Size	Grade	Finish	Species
1 x 4	8' - 16'	588	#2 Premier	S4S Eased Edge	ESLP
1 x 6	8' - 16'	378	#2 Premier	S4S Eased Edge	ESLP
1 x 8	8' - 16'	294	#2 Premier	S4S Eased Edge	ESLP
1 x 10	8' - 16'	210	#2 Premier	S4S Eased Edge	ESLP
1 x 12	8' - 16'	168	#2 Premier	S4S Eased Edge	ESLP

## Features & Benefits:

- The highest quality finish of any board in North America
- Engelmann Spruce and Lodgepole Pine mix; small and limited knot structure
- Supersedes NLGA or WWPA grades with 50% less wane, almost no blue stain and strict limits on end splits.
- Micro-eased 1/16th-inch radius edge
- All boards are end waxed and stamped KDHT

# PRIMED FINGER JOINT RADIATA PINE



## Available Sizes:

Item	Actual Size	Lengths	Unit Size	Species	Grade	Finish
1x4 S4S	0.75" x 3.5"	16'	228 PCS	Radiata Pine	Clear FJ	Double Primed
1x6 S4S	0.75" x 5.5"	16'	133 PCS	Radiata Pine	Clear FJ	Double Primed
1x8 S4S	0.75" x 7.25"	16'	114 PCS	Radiata Pine	Clear FJ	Double Primed
1x12 S4S	0.75" x 11.25"	16'	76 PCS	Radiata Pine	Clear FJ	Double Primed

## Features & Benefits:

- Imported Chilean Radiata Pine
- 100% clear finger-jointed blocks
- Double primed boards featuring oil based first coat and acrylic latex second coat
- Excellent for interior trim
- One year warranty on primer, 10 year on substrate glue



# MELAMINE SHELVING



## Available Sizes:

Item	Thickness	Unit Size
11.25" x 12' Melamine Shelving	3/4"	48
15.25" x 12' Melamine Shelving	3/4"	36
23.25" x 12' Melamine Shelving	3/4"	34

\*\*Thermally Fused Laminate, Particleboard Core, Good 2 side, square edge band.\*\*

## Applications:

- Commercial shelving
- Display systems
- Cabinets
- Furniture
- Shelving brackets

# INDUSTRIAL BOARDS



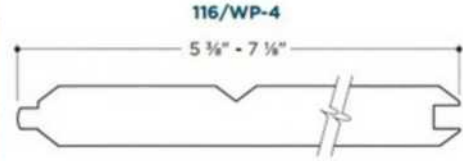
## Available Sizes:

Item	Lengths	Mill	Grade	Species	HT Stamp
1x4	16'	WynnWood	#4 +	White Wood	Yes

## Features & Benefits:

- A mill downfall grade that contains a good mix of #3 and even #2 grade boards
- 1x4 is an excellent solution for crating, roof purlins, and concrete forming
- Excellent price and value compared to #3 boards
- All boards are KDHT stamped

# WP4/116 CARSIDING

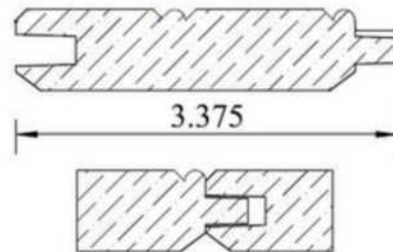


## Available Sizes:

Item	Lengths	Unit Size	Exposure	Coverage	Grade	Pattern
1x6 Carsiding	8' - 16'	180	5"	240 LF/SQ	#2 Premier	WP4/116
1x8 Carsiding	8' - 16'	140	6.75"	180 LF/SQ	#2 Premier	WP4/116

**\*SPECIAL ORDER\***

# PINE BEADED CEILING



## Available Sizes:

Item	Lengths	Unit Size	Exposure	Coverage	Grade	Pattern
1x4 Beaded	12' & 16'	280	3"	400 LF/SQ	#2 Premier	E&CB/WP4




# NICKEL GAP SHIPLAP



## 1x6 Shiplap

5" Exposure

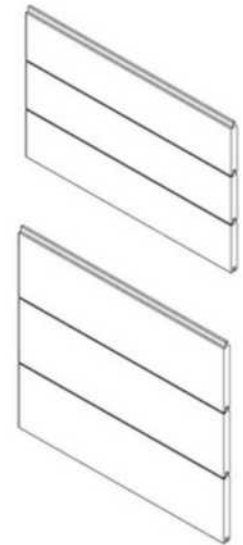

240 LF per 100 square feet



## 1x8 Shiplap

6 3/4" Exposure

180 LF per 100 square feet



## Available Sizes:

Item	Lengths	Unit Size	Exposure	Coverage	Grade	Finish
<i>1x6 Primed Nickel Gap</i>	16'	63	5"	240 LF/SQ	Clear FJ Radiata	Double Primed
<i>1x8 Primed Nickel Gap</i>	16'	45	6.75"	180 LF/SQ	Clear FJ Radiata	Double Primed
<i>1x6 Raw Pine Nickel Gap</i>	8' - 16'	180	5"	240 LF/SQ	#2 Premier	Raw Pine
<i>1x8 Raw Pine Nickel Gap</i>	8' - 16'	140	6.75"	180 LF/SQ	#2 Premier	Raw Pine

## Features & Benefits:

- Raw Pine product is a #2 White Pine; can be stained, whitewashed, or painted
- Clear primed product is a double primed finger jointed Radiata Pine

# WOODTONE PRE-FINISHED WALL & CEILING



**V-GROOVE**  
 A classic v-joint tongue and groove wood paneling profile.



## Available Sizes:

Item	SKU	Actual Size	Lengths	Coverage	Species
1x6 V-Groove Pre-Finished	WT1616V__	3/4" x 5-1/2"	16'	240 LF/SQ	#2 Prem ESLP



## Features & Benefits:

- Pre-stained material making for a streamlined and efficient install
- Premium #2 ESLP knotty substrate
- End-matched and all 16' lengths
- Intended for interior or protected exterior applications

**\*SPECIAL ORDER\***

## PRIMED CENTURION FINGER JOINTED RADIATA PINE



### Available Sizes:

Item	SKU	Lengths	Unit Size	Species	Finish
<i>1 x 4 Centurion S4S</i>	<i>1416CFJ</i>	<i>16'</i>	<i>252</i>	<i>FJ Radiata Pine</i>	<i>Double Primed</i>
<i>1 x 6 Centurion S4S</i>	<i>1616CFJ</i>	<i>16'</i>	<i>147</i>	<i>FJ Radiata Pine</i>	<i>Double Primed</i>
<i>1 x 8 Centurion S4S</i>	<i>1816CFJ</i>	<i>16'</i>	<i>105</i>	<i>FJ Radiata Pine</i>	<i>Double Primed</i>
<i>1 x 12 Centurion S4S</i>	<i>11216CFJ</i>	<i>16'</i>	<i>84</i>	<i>FJ Radiata Pine</i>	<i>Double Primed</i>
<i>1 x 6 Centurion Beaded/V-Groove</i>	<i>1616CFJECB</i>	<i>16'</i>	<i>147</i>	<i>FJ Radiata Pine</i>	<i>Double Primed</i>
<i>1 x 8 Centurion Beaded/V-Groove</i>	<i>1816CFJECB</i>	<i>16'</i>	<i>105</i>	<i>FJ Radiata Pine</i>	<i>Double Primed</i>
<i>1 x 6 Centurion Nickel Gap T&amp;G</i>	<i>1616CNG</i>	<i>16'</i>	<i>147</i>	<i>FJ Radiata Pine</i>	<i>Double Primed</i>
<i>1 x 8 Centurion Nickel Gap T&amp;G</i>	<i>1816CNG</i>	<i>16'</i>	<i>105</i>	<i>FJ Radiata Pine</i>	<i>Double Primed</i>

### Features & Benefits:

- Manufactured from New Zealand Radiata Pine to the highest precision standard
- Approved for exterior use and is backed by a 50-year warranty against fungal decay, rot, and insect attack.
- Pre-coated with a 100% acrylic primer and UV sealant undercoat
- One of the highest quality finishes for a pristine installed look
- Installs just like wood and can be cut, fastened and installed with regular woodworking tools



**\*SPECIAL ORDER\***  
**C&BTR DOUGLAS FIR**



**Available Sizes:**


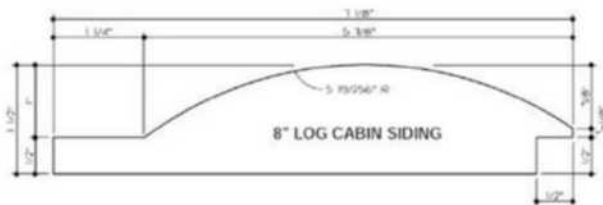
Item	SKU	Actual Size	Lengths	Unit Size	Species	Grade
1 x 4 Clear Fir	14FCB	0.75" x 3.5"	6' - 20' R/L	1000 Board Feet	Douglas Fir	Clear S4S
1 x 6 Clear Fir	16FCB	0.75" x 5.5"	6' - 20' R/L	1000 Board Feet	Douglas Fir	Clear S4S
1 x 6 Nickel Gap/V2E	16FCBNG	0.75" x 5.25"	6' - 20' R/L	1000 Board Feet	Douglas Fir	Clear S4S
1 x 8 Clear Fir	18FCB	0.75" x 7.25"	6' - 20' R/L	1000 Board Feet	Douglas Fir	Clear S4S
1 x 10 Clear Fir	110FCB	0.75" x 9.25"	6' - 20' R/L	1000 Board Feet	Douglas Fir	Clear S4S
1 x 12 Clear Fir	112FCB	0.75" x 11.25"	6' - 20' R/L	1000 Board Feet	Douglas Fir	Clear S4S
5/4 x 6 Clear Fir	546FCB	1" x 5.5"	6' - 20' R/L	1000 Board Feet	Douglas Fir	Clear S4S
5/4 x 8 Clear Fir	548FCB	1" x 7.25"	6' - 20' R/L	1000 Board Feet	Douglas Fir	Clear S4S
2 x 4 Clear Fir	24FCB	1.5" x 3.5"	6' - 20' R/L	1000 Board Feet	Douglas Fir	Clear S4S
2 x 6 Clear Fir	26FCB	1.5" x 5.5"	6' - 20' R/L	1000 Board Feet	Douglas Fir	Clear S4S
2 x 8 Clear Fir	28FCB	1.5" x 7.25"	6' - 20' R/L	1000 Board Feet	Douglas Fir	Clear S4S
2 x 10 Clear Fir	210FCB	1.5" x 9.25"	6' - 20' R/L	1000 Board Feet	Douglas Fir	Clear S4S
2 x 12 Clear Fir	212FCB	1.5" x 11.25"	6' - 20' R/L	1000 Board Feet	Douglas Fir	Clear S4S

**Features & Benefits:**

- The highest quality C&btr Douglas Fir, excellent for exterior millwork
- All material is S4S, Mixed Grain, and Kiln Dried
- Sold in full units or job pack quantities

# \*SPECIAL ORDER\*

## LOG CABIN SIDING



### Available Sizes:

Item	SKU	Lengths	Exposure	Coverage	Species
2x8 Smooth Round Log Cabin	28_LCS	12' & 16'	6-5/8"	181 LF/Square	SPF
2x8 Hand Hewn Log Cabin	28_HHLCS	16'	6-5/8"	181 LF/Square	SPF

### Features & Benefits:

- Replicates the look of log cabin siding in an easy-to-install shiplap connection
- Milled out of an SPF whitewood
- The Hand Hewn has a more rustic look that replicates an axe cut with irregular cuts and hewns throughout
- Smooth Log Cabin has a 3/4" reveal between each piece and Hand Hewn is what is known as log-to-log

# WESTERN RED CEDAR



*Cedar is in our DNA, and we focus only on sourcing high-quality material from the best manufacturers in the world.*

## ***Factors we look for are:***

*Fiber Quality – We stock premium coastal Western Red Cedar*

*Color – The darker and richer, the better*

*Texture & Grain – We want to showcase the natural beauty of Cedar*

*Assortment – We have the deepest inventory of on-ground Cedar*

## **OUR PROUD PARTNER:**



**Western Forest Products Inc.**  
DEFINING A HIGHER STANDARD™



# 5/4 X 6 WESTERN RED CEDAR DECKING



## Available Sizes:

Item	Actual Size	Lengths	Species Grade
5/4 x 6 Cedar	1-1/32" x 5-1/2"	8' - 20'	Western Red Cedar Architectural Knotty

## Features & Benefits:

- Roughly 25% less than 2x6 Cedar decking
- Contains natural oils and resins that make it resistant to rot, decay, and insects
- All knots are sound and tight
- Maximum knot size = 2 3/4

# CEDAR BOARDS



## Available Sizes:

Item	Actual Size	Lengths	Finish	Grade
1x4	3/4" x 3-9/16"	8' -20'	Smooth/Rough	Appearance
1x6	3/4" x 5-9/16"	8' -20'	Smooth/Rough	Appearance
1x8	3/4" x 7-3/8"	8' -20'	Smooth/Rough	Appearance
1x12	3/4" x 11-3/8"	8' -20'	Smooth/Rough	Appearance

## Features & Benefits:

- True Western Red Cedar milled in British Columbia
- Appearance Grade no-hole knotty boards; straight, uniform grain and even texture
- "No Prior Select" meaning that grades are *not pulled out* during production
- S1S2E (smooth one side, two edges)

# CEDAR TIMBERS



## Available Sizes:

<b>Item</b>	<b>Actual Size</b>	<b>Lengths</b>	<b>Grade</b>	<b>KD/Green</b>
<i>4 x 4 Rough</i>	<i>3-9/16" x 3-9/16"</i>	<i>8', 10', 12'</i>	<i>Appearance Grade</i>	<i>Green</i>
<i>4 x 6 Rough</i>	<i>4" x 6"</i>	<i>8' - 20'</i>	<i>Appearance Grade</i>	<i>Green</i>
<i>4 x 8 Rough</i>	<i>4" x 8"</i>	<i>8' - 20'</i>	<i>Appearance Grade</i>	<i>Green</i>
<i>4 x 10 Rough</i>	<i>4" x 10"</i>	<i>8' - 20'</i>	<i>Appearance Grade</i>	<i>Green</i>
<i>4 x 12 Rough</i>	<i>4" x 12"</i>	<i>8' - 20'</i>	<i>Appearance Grade</i>	<i>Green</i>
<i>6 x 6 Rough</i>	<i>6" x 6"</i>	<i>8' - 20'</i>	<i>Appearance Grade</i>	<i>Green</i>
<i>6 x 8 Rough</i>	<i>6" x 8"</i>	<i>8' - 20'</i>	<i>Appearance Grade</i>	<i>Green</i>
<i>8 x 8 Rough</i>	<i>8" x 8"</i>	<i>8' - 20'</i>	<i>Appearance Grade</i>	<i>Green</i>
<i>8 x 12 Rough</i>	<i>8" x 12"</i>	<i>8' - 20'</i>	<i>Appearance Grade</i>	<i>Green</i>
<i>4 x 4 Smooth</i>	<i>3-1/4" x 3-1/4"</i>	<i>8', 10', 12'</i>	<i>Appearance Grade</i>	<i>Green</i>
<i>6 x 6 Smooth</i>	<i>5-1/2" x 5-1/2"</i>	<i>8' - 20'</i>	<i>Appearance Grade</i>	<i>Green</i>

## Features & Benefits:

- Premium coastal Western Red Cedar milled in British Columbia
- Appearance grade no hole knotty cedar with four square edges
- Great for both interior appearance applications, and exterior structural posts/beams



# CEDAR DIMENSIONAL



## Available Sizes:

Item	Actual Size	Length	KD/Green	Grade
<i>2x2 Smooth</i>	<i>1-9/16" x 1-9/16"</i>	<i>3', 4', 8'</i>	<i>Green</i>	<i>Appearance Grade</i>
<i>2x4 Smooth</i>	<i>1-9/16" x 3-9/16"</i>	<i>8' - 20'</i>	<i>Green</i>	<i>Appearance Grade</i>
<i>2x6 Smooth</i>	<i>1-9/16" x 5-9/16"</i>	<i>8' - 20'</i>	<i>Green</i>	<i>Appearance Grade</i>
<i>2x8 Smooth</i>	<i>1-9/16" x 7-3/8"</i>	<i>8' - 20'</i>	<i>Green</i>	<i>Appearance Grade</i>
<i>2x10 Smooth</i>	<i>1-9/16" x 9-3/8"</i>	<i>8' - 20'</i>	<i>Green</i>	<i>Appearance Grade</i>
<i>2x12 Smooth</i>	<i>1-9/16" x 11-3/8"</i>	<i>8' - 20'</i>	<i>Green</i>	<i>Appearance Grade</i>
<i>2x4 Rough</i>	<i>1-3/4" x 3-3/4"</i>	<i>8' - 20'</i>	<i>Green</i>	<i>Appearance Grade</i>
<i>2x6 Rough</i>	<i>1-3/4" x 5-3/4"</i>	<i>8' - 20'</i>	<i>Green</i>	<i>Appearance Grade</i>
<i>2x8 Rough</i>	<i>1-3/4" x 7-3/4"</i>	<i>8' - 20'</i>	<i>Green</i>	<i>Appearance Grade</i>
<i>2x10 Rough</i>	<i>1-3/4" x 9-3/4"</i>	<i>8' - 20'</i>	<i>Green</i>	<i>Appearance Grade</i>
<i>2x12 Rough</i>	<i>1-3/4" x 11-3/4"</i>	<i>8' - 20'</i>	<i>Green</i>	<i>Appearance Grade</i>

## Features & Benefits:

- Premium coastal Western Red Cedar milled in British Columbia
- All Cedar is a no-hole knotty appearance grade with extremely limited wane
- Rough cedar is a full rough cut and run through a rougher header for a high-quality appearance

**\*SPECIAL ORDER\***  
**CEDAR SPLIT RAIL FENCING**



**Available Sizes:**

<b>Item</b>	<b>Length</b>	<b>Girth</b>	<b>Species</b>	<b>Unit Size</b>
<i>10' Split Rail</i>	<i>10'</i>	<i>12" - 14"</i>	<i>Red Cedar</i>	<i>155</i>
<i>2-Hole Line Post</i>	<i>64"</i>	<i>18" +</i>	<i>Red Cedar</i>	<i>72</i>
<i>2-Hole Corner Post</i>	<i>64"</i>	<i>18" +</i>	<i>Red Cedar</i>	<i>72</i>
<i>2-Hole End Post</i>	<i>64"</i>	<i>18" +</i>	<i>Red Cedar</i>	<i>72</i>
<i>3-Hole Line Post</i>	<i>78"</i>	<i>18" +</i>	<i>Red Cedar</i>	<i>72</i>
<i>3-Hole Corner Post</i>	<i>78"</i>	<i>18" +</i>	<i>Red Cedar</i>	<i>72</i>
<i>3-Hole End Post</i>	<i>78"</i>	<i>18" +</i>	<i>Red Cedar</i>	<i>72</i>

**Features & Benefits:**

- Durability and Low Maintenance: Cedar is a naturally rot-resistant wood, meaning your fence will last for many years.
- Natural Beauty: Cedar has a warm, rustic look that complements a variety of landscapes. It weathers naturally to a silver-gray color, adding to its charm.
- Cost-Effective: Cedar split rail fencing is typically more affordable than other types of fences, due to the use of less material and a simpler installation process.
- Scalability: Split rail fences can easily span longer distances between posts, making them ideal for large properties and creating a sense of openness.



# CEDAR DOG EAR FENCING



## Available Sizes:

<b>Item</b>	<b>SKU</b>	<b>Actual Size</b>	<b>Finish</b>	<b>Unit Size</b>	<b>Species</b>
<i>3/4" x 4' Dog Ear</i>	<i>144CDE</i>	<i>3/4" x 3-1/2" x 4'</i>	<i>Rough/Rough</i>	<i>450</i>	<i>Western Red Cedar</i>
<i>3/4" x 6' Dog Ear</i>	<i>166CF</i>	<i>3/4" x 5-1/2" x 6'</i>	<i>Rough/Rough</i>	<i>256</i>	<i>Western Red Cedar</i>

## Features & Benefits:

- Contains natural oils and resins that make it resistant to rot and decay
- Tall and Dog Eared Trimmed
- Full 3/4" thick fencing is extremely durable and stout - excellent for backyards with kids and kicked soccer balls and toys



**\*SPECIAL ORDER\***

## MODERN HORIZONTAL CEDAR FENCING




### Available Sizes:

<b>Item</b>	<b>Size</b>	<b>Species</b>	<b>Qty per 8' Section</b>
<i>Line Post</i>	<i>4x4x8</i>	<i>Western Red Cedar</i>	<i>1 piece</i>
<i>Middle Support Post</i>	<i>2x4x8</i>	<i>Western Red Cedar</i>	<i>1 piece</i>
<i>Horizontal Boards</i>	<i>1x6x8</i>	<i>Western Red Cedar</i>	<i>13 pieces</i>
<i>Top Cap (optional)</i>	<i>1x6x8</i>	<i>Western Red Cedar</i>	<i>1 piece</i>
<i>Fascia (optional)</i>	<i>1x4x8</i>	<i>Western Red Cedar</i>	<i>1 piece</i>

### Features & Benefits:

- Creates a modern and sophisticated look, perfect for restaurants and patios
- Long lasting, easy to maintain, and fast installation

# PRIMED CEDAR BEVEL SIDING



## Available Sizes:

Item	Actual Size	Lengths	Exposure	Finish	Grade	Seasoning
<i>1/2" x 6" Primed Bevel</i>	<i>1/2" x 5-3/8"</i>	<i>16'</i>	<i>4"</i>	<i>Primed</i>	<i>Clear VG FJ</i>	<i>Kiln Dried</i>

## Features & Benefits:

- Cedar bevel siding in prime 16' lengths
- Pre-primed and ready to paint
- Fully reversible, rough sawn face, smooth backside
- Lightweight and easy to install

# CEDAR BEVEL SIDING

**Clear**



**Knotty**



## Available Sizes:

Item	Exposure	Coverage	Lengths	Kiln Dried	Grade
<i>1/2" x 6" Clear</i>	<i>4"</i>	<i>300 LF/SQ</i>	<i>3' - 20' R/L</i>	<i>Yes</i>	<i>Clear</i>
<i>1/2" x 8" Clear</i>	<i>6"</i>	<i>200 LF/SQ</i>	<i>3' - 20' R/L</i>	<i>Yes</i>	<i>Clear</i>
<i>11/16" x 8" Knotty</i>	<i>6"</i>	<i>200 LF/SQ</i>	<i>8' - 20'</i>	<i>Yes</i>	<i>Arch. Knotty</i>

## Features & Benefits:

- Premium coastal Western Red Cedar siding milled in British Columbia
- Contains natural oils and resins that make it resistant to rot, decay, and insects
- Kiln dried, lightweight, and easy to work with




## CEDAR V-JOINT SIDING



### Available Sizes:

Item	Actual Size	Finish	Coverage	Lengths	KD/Green	Grade
<i>1x6 V-Joint</i>	<i>11/16" x 5-3/8"</i>	<i>Smooth/Rough</i>	<i>240 LF/SQ</i>	<i>8' - 20'</i>	<i>KD</i>	<i>Architect Knotty</i>

## CEDAR CHANNEL SIDING



### Available Sizes:

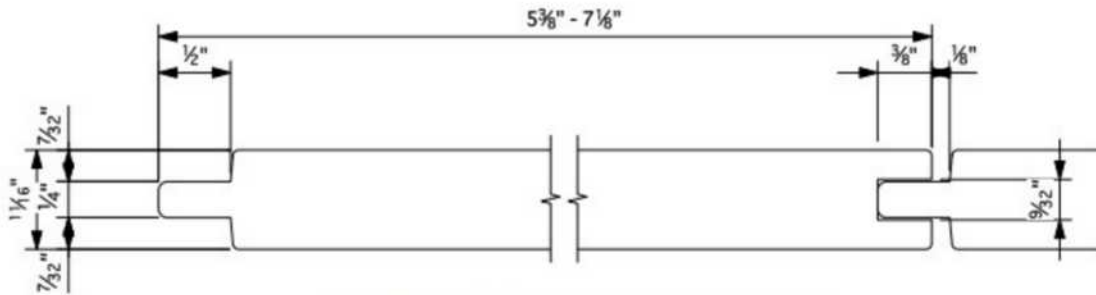
Item	Exposure	Finish	Coverage	Lengths	KD/Green	Grade
<i>1x8 Channel</i>	<i>6-1/4"</i>	<i>Rough</i>	<i>195 LF/SQ</i>	<i>8' - 20'</i>	<i>KD</i>	<i>Architect Knotty</i>

# CEDAR NICKEL GAP

Rough Face



Smooth Face



*Elite Finline (1/8<sup>th</sup> Gap) Paneling*

## Available Sizes:

Item	Lengths	Exposure	Coverage	Finish	Species
1x6 Finline	8' - 16'	5"	240 LF/SQ	Smooth/Rough	Western Red Cedar
1x8 Finline	8' - 16'	6-3/4"	180 LF/SQ	Smooth/Rough	Western Red Cedar

## Features & Benefits:

- Modern tongue & groove profile with a built-in 1/8" nickel gap
- Premium coastal Western Red Cedar
- Reversible product with a rough sawn face and smooth back

# WAVY EDGE CEDAR SIDING



## Available Sizes:

Item	Actual Dimension	Lengths	Exposure	Coverage
1x10 Wavy Edge	15/16" x 10"	8' -16'	7.5"	160 LF/SQ

## Features & Benefits:

- Coastal Western Red Cedar milled in British Columbia
- Tight-knot appearance grade
- Natural and variable wavy edge for an authentic rustic look



# **\*SPECIAL ORDER\***

## **FIR PORCH FLOORING**



### **Available Sizes:**

Item	SKU	Actual Size	Lengths	Unit Size	Coverage	Grade
1 x 4 T&G Fir Flooring	14FFCBPL	23/32" x 3-1/8"	8' - 16' Evens	3000 LF	400 LF/SQ	C&btr Mixed Grain
1 x 4 T&G VG Fir Flooring	14FFCBV	23/32" x 3-1/8"	6' - 16' Random	3000 LF	400 LF/SQ	C&Btr Vertical Grain
1 x 4 T&G Fir Flooring Pulled To Length	14_FFCBPL	23/32" x 3-1/8"	8', 10', 12'	-	400 LF/SQ	C&btr Mixed Grain

### **Features & Benefits:**

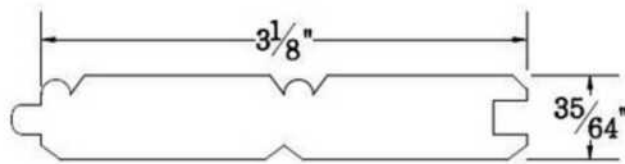
- 100% premium clear Douglas Fir that Historically matches traditional porch flooring
- Mixed grain and vertical grain options
- Available in a random length mix, or 8' – 12' specified lengths
- 400 lineal feet per 100 square feet of coverage

**\*SPECIAL ORDER\***  
**FIR BEADED CEILING**



**Available Sizes:**

Item	SKU	Actual Size	Lengths	Unit Size	Coverage	Grade
1 x 4 Fir Beaded R/L	14FCCB	5/8" x 3-1/8"	6' - 20' R/L	3700 LF	400 LF/SQ	C&btr Mixed Grain
1 x4 Fir Beaded Specified	14_FCCB	5/8" x 3-1/8"	8', 12'	-	400 LF/SQ	C&btr Mixed Grain



**Features & Benefits:**

- 100% premium clear Douglas Fir
- Mixed grain C&btr stain grade
- Available in a random length mix, or 8' or 12' specified lengths
- 400 lineal feet per 100 square feet of coverage

# T&G ROOF DECKING



## Available Sizes:


Item	Lengths	Profile	Exposure	Coverage	Species	Grade
2x6 T&G Fir	12', 16', 20'	T&G WP4	4-7/8"	246 LF/SQ	Fir & Larch	Select

## Features & Benefits:

- Great for roof decking, loft floors, and outdoor patios
- Face coverage = 4-7/8", so factor 246 LF per square
- Premium Select grade for appearance and strength. Beautiful color, grain, and knot structure.
- Simple span of 6'-8' is easily achievable, but always check with local designs and load factors



**\*SPECIAL ORDER\***  
**FIR 3X6 T&G SELECT DEX**



**Available Sizes:**

Item	Actual Size	Lengths	Coverage	Species	Grade	Unit Size
<i>3x6 Select Dex</i>	<i>2-1/2" x 5-1/4"</i>	<i>8' - 20'</i>	<i>230 LF/Square</i>	<i>Douglas Fir</i>	<i>KD Select Dex</i>	<i>104</i>

**Features & Benefits:**

- Premium Select Dex grade (similar to Select Struc)
- V-Groove exposed face
- Kiln Dried and cut from slow growth timber for added dimensional stability
- Double T&G connection
- 5-1/4" exposed face
- Simple spans of 12'-14' are easily achievable, but always check with local designs and load factors

# DECKORATORS DECKING - VENTURE

A wood-plastic composite deck board that offers the best combination of value and performance. Venture Decking features a natural woodgrain in two colors Saltwater (gray) and Sandbar (brown).

## Available Sizes:

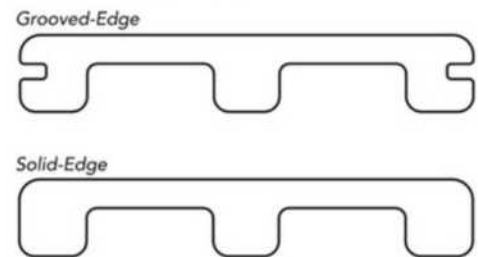
Line	Type	Item	Actual Size	Unit Size
Venture	Grooved Deck Board	5/4 x 6 x 12' Grooved	15/16" x 5-1/2" x 12'	48
Venture	Grooved Deck Board	5/4 x 6 x 16' Grooved	15/16" x 5-1/2" x 16'	48
Venture	Grooved Deck Board	5/4 x 6 x 20' Grooved	15/16" x 5-1/2" x 20'	48
Venture	Solid Deck Board	5/4 x 6 x 16' Solid	15/16" x 5-1/2" x 16'	48
Venture	Solid Deck Board	5/4 x 6 x 20' Solid	15/16" x 5-1/2" x 20'	48
Venture	Fascia	1 x 12 x 12' Fascia	1/2" x 11-1/4" x 12'	40



## Available Colors:



## Available Profiles:



## Features & Benefits:

- Scratch-resistant polyethylene cap with a strong, dense composite core
- Capped on three sides and through the groove
- Fluted backside; lightweight and easy to maneuver and position
- Easy to clean with soap and water, and resistant to rot, mold, and scratches
- Spans 16" on-center
- Backed by a 25-year limited warranty: 25-year Structural, 25-year Stain & Fade, and 25- year Limited Removal & Replacement Warranty

# DECKORATORS DECKING - VISTA

A wood-plastic composite deck board with the look of exotic hardwoods without the maintenance. Deckorators Vista Line comes in four different colors Driftwood, Silverwood, Ironwood, and Dunewood.

## Available Sizes:

Line	Type	Item	Actual Size	Unit Size
Vista	Grooved Deck Board	5/4 x 6 x 12' Grooved	7/8" x 5-1/2" x 12'	48
Vista	Grooved Deck Board	5/4 x 6 x 16' Grooved	7/8" x 5-1/2" x 16'	48
Vista	Grooved Deck Board	5/4 x 6 x 20' Grooved	7/8" x 5-1/2" x 20'	48
Vista	Solid Deck Board	5/4 x 6 x 16' Solid	7/8" x 5-1/2" x 16'	48
Vista	Solid Deck Board	5/4 x 6 x 20' Solid	7/8" x 5-1/2" x 20'	48
Vista	Riser	1 x 8 x 12' Riser	1/2" x 8" x 12'	40
Vista	Fascia	1 x 12 x 12' Fascia	1/2" x 11-1/4" x 12'	40

**25** YEAR  
STRUCTURAL

**25** YEAR  
STAIN & FADE

**25** YEAR  
REMOVAL & REPLACEMENT

**LIMITED**  
WARRANTY

## Available Colors:



## Available Profiles:

Grooved-Edge



Solid-Edge



## Features & Benefits:

- Now manufactured with Enhanced Traction for increased slip resistance
- Scratch-resistant cap with a strong, dense composite core
- Excellent value; works for a wide range of budgets and home styles
- Multi-tone colors for an authentic and real wood-like look
- Industry-leading warranty: 25-year Structural, 25-year Stain & Fade, and 25-year Removal & Replacement



# DECKORATORS DECKING - VAULT

Vault mineral-based composite decking. Made with patented Surestone™ technology, Vault decking provides a perfect lightweight decking surface for your backyard deck, four-season room, or pool deck.

## Available Sizes:

Line	Type	Item	Actual Size	Unit Size
Vault	Grooved Deck Board	5/4 x 6 x 12' Grooved	7/8" x 5-1/2" x 12'	48
Vault	Grooved Deck Board	5/4 x 6 x 16' Grooved	7/8" x 5-1/2" x 16'	48
Vault	Grooved Deck Board	5/4 x 6 x 20' Grooved	7/8" x 5-1/2" x 20'	48
Vault	Solid Deck Board	5/4 x 6 x 16' Solid	7/8" x 5-1/2" x 16'	48
Vault	Solid Deck Board	5/4 x 6 x 20' Solid	7/8" x 5-1/2" x 20'	48
Vault	Riser	1 x 8 x 12' Riser	1/2" x 8" x 12'	40
Vault	Fascia	1 x 12 x 12' Fascia	1/2" x 11-1/4" x 12'	40


**50** YEAR  
STRUCTURAL

**25** YEAR  
STAIN & FADE

**25** YEAR  
REMOVAL & REPLACEMENT


**LIMITED**  
WARRANTY

## Available Colors:




## Available Profiles:

Grooved-Edge



Solid-Edge



## Features & Benefits:

- Offers the industry's best strength-to-weight ratio
- 35% lighter than other traditional PVC composite deck boards
- Won't splinter, sag, chalk, or crack
- Flat grain variegation provides a comfortable feel and classic look
- Can be used as residential cladding
- Industry-leading warranty: 50-year Structural, 25-year Stain & Fade, and 25-year Removal & Replacement

# DECKORATORS DECKING - VOYAGE

A mineral-based composite technology line, which provides the industry's best strength-to-weight ratio. Featuring a fiber-like structure similar to wood, Voyage has unmatched strength that is nearly 35% lighter than traditional composites and similar in weight to PVC.

## Available Sizes:

Line	Type	Item	Actual Size	Unit Size
Voyage	Grooved Deck Board	5/4 x 6 x 12' Grooved	7/8" x 5-1/2" x 12'	48
Voyage	Grooved Deck Board	5/4 x 6 x 16' Grooved	7/8" x 5-1/2" x 16'	48
Voyage	Grooved Deck Board	5/4 x 6 x 20' Grooved	7/8" x 5-1/2" x 20'	48
Voyage	Solid Deck Board	5/4 x 6 x 16' Solid	7/8" x 5-1/2" x 16'	48
Voyage	Solid Deck Board	5/4 x 6 x 20' Solid	7/8" x 5-1/2" x 20'	48
Voyage	Riser	1 x 8 x 12' Riser	7/16" x 8" x 12'	40
Voyage	Fascia	1 x 12 x 12' Fascia	7/16" x 11-1/4" x 12'	40
Voyage	Dark Slate Accent Board	5/4 x 6 x 21' Solid	7/8" x 5-1/2" x 21'	48
Voyage	Dark Slate Accent Riser	1 x 8 x 12' Riser	7/16" x 8" x 12'	40
Voyage	Dark Slate Accent Fascia	1 x 12 x 12' Fascia	7/16" x 11-1/4" x 12'	40

**50** YEAR  
STRUCTURAL

**25** YEAR  
STAIN & FADE

**25** YEAR  
REMOVAL & REPLACEMENT

**LIMITED WARRANTY**

## Available Colors:




## Available Profiles:

Grooved-Edge



Solid-Edge



## Features & Benefits:

- Mineral Based Composite technology
- Virtually zero thermal expansion and contraction
- Incredible strength and durability; virtually impossible to crack and break
- Lightweight easy to work with and install; 35% lighter than traditional wood plastic composites
- Approved for ground contact and water installation
- Won't splinter, sag, chalk, or crack
- Stain and fade-resistant cap stock
- Can be used as residential and commercial cladding

# DECKORATORS DECKING - VOYAGE

## \*SIGNIFICANT SELLING POINTS\*

Available with Varied Plank Widths:



Dark Slate Picture Frame Deck Boards:



Approved for Water Installation:





# DECKORATORS ALX CONTEMPORARY RAILING

Pre-assembled railing with a sleek and modern appearance, with a beautiful powder-coated finish. This deck railing is engineered to resist scratches while enduring humidity and weather changes without corroding.



- Welded panels for strength and ease of installation
- 6' & 8' on-center lengths when installing with 2-1/2" posts'
- 6' & 8' adjustable stair rail panels
- Square balusters

## Available in:



Textured Black



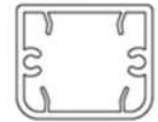
Textured White



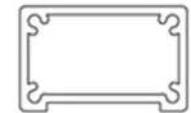
Textured Bronze



Textured Weathered Brown



Bottom Rail Profile



Top Rail Profile

## ALX Contemporary Railing

A pre-assembled and welded aluminum railing system

### Posts Kits

Each post kit includes (1) Powder coated aluminum post, welded to (1) aluminum post base, (1) powder coated post base trim, (1) powder coated post cap and skirt, and leveling plates and screws. Standard 2.5" post bases measure 5" x 5"; oversized 4" post bases measure 6.5" x 6.5".

Section	SKU	Actual Size	Item	Unit Size
Rail Posts	D39TBLKPK	2-1/2" x 2-1/2" x 39" Tall	Square Black 39" Post Kit For Railing Section	42
Stair Posts	D49TBLKPK	2-1/2" x 2-1/2" x 49" Tall	Square Black 49" Post Kit For Stair Section	42
4x4 Rail Posts	D4439TBLKPK	4" x 4" x 39" Tall	4x4 Square Black 39" Post Kit For Railing Section	25
4x4 Stair Posts	D4449TBLKPK	4" x 4" x 49" Tall	4x4 Square Black 49" Post Kit For Stair Section	25

### Railing Kits

Section	SKU	Actual Size	Item	Unit Size
<i>Each kit includes 1 pre-assembled welded 6' on center rail, using 2 68.5" long rails, and 15 30" rectangle balusters. Includes Brackets</i>				
6' Railing	D6OCTBLK	6' o.c. Rail Section, 36" Tall	ALX Contemporary 6' Textured Black Rail	16
<i>Each kit includes 1 pre-assembled welded 8' on center rail, using 2 92.5" long rails, and 20 30" rectangle balusters. Includes Brackets</i>				
8' Railing	D8OCTBLK	8' o.c. Rail Section, 36" Tall	ALX Contemporary 8' Textured Black Rail	16

*Rackable stairs. Each 6' railing kit includes one rackable and pre-assembled 6' rail section (two 72" rails, 15 35" balusters, and brackets)*

6' Stair Railing	D6STOCTBLK	6' o.c. Rail Section, 36" Tall	ALX Contemporary 6' Textured Black Stair	16
<i>Rackable stairs. Each 8' railing kit includes one rackable and pre-assembled 8' rail section (two 96" rails, 20 35" balusters, and brackets)</i>				
8' Stair Railing	D8STOCTBLK	8' o.c. Rail Section, 36" Tall	ALX Contemporary 8' Textured Black Stair	16

### Bracket Template

*Rail Bracket Template can be used for both 2.5" x 2.5" and 4" x 4" posts. Also works for both 36" and 42" rail heights.*

Section	SKU	Item	Unit Size
Rail Bracket Template	DALXCTEMP	ALX Contemporary Rail Bracket Template	1

### Additional Brackets

Section	SKU	Item	Unit Size
Rail Brackets	DT2PBLK	2 Piece Top & Bottom Rail Bracket - Black	1
Stair Brackets	DTBLKSTR	Angle/Swivel Top & Bottom Stair Brackets - Black	1

# DECKORATORS CABLE RAILING

With Deckorators® Contemporary Cable Deck Railing, you can add a sleek, finished line to the edges of your deck, making your outdoor space safe and enjoyable year-round. Clean, minimalist lines without blocking the view.



- Powder-coated cable spacers match the top rail for a cohesive look
- 316 stainless-steel cable available in lengths from 5' to 50'
- Top rail available in 6' and 8' on-center lengths
- Pre-drilled line, corner, and end posts for 36" and 42" heights
- Rail, post, and cable kits sold individually



Top Rail Profile

Available: Special Order:



Textured Black



Textured White



Textured Bronze



Textured Weathered Brown

## Cable Railing

Low cost railing system with clean, minimalist lines without blocking the view

### Posts Kits

Each post kit includes (1) Powder coated aluminum post, welded to (1) aluminum post base, (1) powder coated post base trim, (1) powder coated post cap and skirt, and leveling plates and screws. (10 Cable Holes)

Section	SKU	Actual Size	Item	Unit Size
Horizontal/Line	D39BLKLCRPK	2-1/2" x 2-1/2" x 39" Tall	Textured Black 39" Line Post Kit For Railing Section	42
Horizontal/End	D39BLKECRPK	2-1/2" x 2-1/2" x 39" Tall	Textured Black 39" End Post Kit For Railing Section	42
Horizontal/Corner	D39BLKCCRPK	2-1/2" x 2-1/2" x 39" Tall	Textured Black 39" Corner Post Kit For Railing Section	42
Stair Middle	D49BLKDRMCPK	2-1/2" x 2-1/2" x 49" Tall	Textured Black 49" Post Kit For Stair Section	42
Stair Bottom	D49BLKSTRBCPK	2-1/2" x 2-1/2" x 49" Tall	Textured Black 49" Post Kit For Stair Section	42

### Top Line Railing Kits

Section	SKU	Actual Size	Item	Unit Size
<i>Cable Rail Rectangular - Top 36" x 6" O.C. (Includes 1 spacer with 10 drilled holes)</i>				
Line Top Rail	D6CTRBLK	68.5" Rectangular	Textured Black Line Hardware Kit (1 rail with 2 brackets)	48
<i>Cable Rail Rectangular - Top 36" x 8" O.C. (Includes 2 spacers with 10 drilled holes)</i>				
Line Top Rail	D8CTRBLK	92.5" Rectangular	Textured Black Line Hardware Kit (1 rail with 2 brackets)	48

### Top Stair Railing Kits

Section	SKU	Actual Size	Item	Unit Size
<i>Cable Rail Rectangular - Stair Top 6" (Includes 1 stair spacer with 12 drilled holes, cut down for 36")</i>				
Stair Top Rail	D6STRCBLK	72" Rectangular	Textured Black Stair Hardware Kit (1 rail with 2 brackets)	48
<i>Cable Rail Rectangular - Stair Top 8" (Includes 2 stair spacers with 12 drilled holes, cut down for 36")</i>				
Stair Top Rail	D8STRCMBLK	96" Rectangular	Textured Black Stair Hardware Kit (1 rail with 2 brackets)	48

### Cable Rail Rope Hardware SS

Cable With Pre-Attached Threaded Stud (with 1 pull - lock fitting, cap, washers, and brass locknut)

Section	SKU	Actual Size	Item	Unit Size
Cable	D5CRRH	0.125" x 5'	Stainless Steel Cable With Pre-Attached Threaded Stud	1
Cable	D10CRRH	0.125" x 10'	Stainless Steel Cable With Pre-Attached Threaded Stud	1
Cable	D15CRRH	0.125" x 15'	Stainless Steel Cable With Pre-Attached Threaded Stud	1
Cable	D20CRRH	0.125" x 20'	Stainless Steel Cable With Pre-Attached Threaded Stud	1
Cable	D25CRRH	0.125" x 25'	Stainless Steel Cable With Pre-Attached Threaded Stud	1
Cable	D30CRRH	0.125" x 30'	Stainless Steel Cable With Pre-Attached Threaded Stud	1
Cable	D40CRRH	0.125" x 40'	Stainless Steel Cable With Pre-Attached Threaded Stud	1
Cable	D50CRRH	0.125" x 50'	Stainless Steel Cable With Pre-Attached Threaded Stud	1

### Additional Brackets

Section	SKU	Item	Unit Size
Cable Line Rail Brackets	DT2PCRBLK	Contemporary Rectangular In Line Top Rail Brackets	1
Cable Stair Brackets	DTBLKCTR	Contemporary Rectangular Stair Top Rail Brackets	1

# DECKORATORS RAPID RAIL

An innovative packaged and kitted aluminum railing system that can be easily and quickly installed. Rapid Rail Aluminum Deck Railing offers a modern design with clean lines and a finish coating that resists scratches and corrosion.



- Easy, quick installation
- Modern design with square balusters
- Available in 6' & 8' on-center length when installing with 2-1/2" post
- Code-compliant graspable profile
- Two-piece rails and brackets
- Drop through balusters
- Works with Deckorators 2-1/2" and 4" aluminum posts

## Available in:



Textured Black

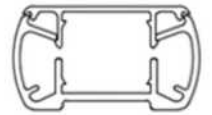


Textured White



Textured Weathered Brown

## Special Order:



Top and Bottom Rail Profile

## Rapid Rail

A low-cost and easy-to-install railing system with a clean modern design

### Posts Kits

Each post kit includes (1) Powder coated aluminum post, welded to (1) aluminum post base, (1) powder coated post base trim, (1) powder coated post cap and skirt, and leveling plates and screws. Standard 2.5" post bases measure 5" x 5"; oversized 4" post bases measure 6.5" x 6.5".

System	Section	Color	SKU	Actual Size	Item	Unit Size
Rapid Rail	Rail Posts	Black	D39TBLKPK	2-1/2" x 2-1/2" x 39" Tall	Square Black 39" Post Kit For Railing Section	42
Rapid Rail	Stair Posts	Black	D49TBLKPK	2-1/2" x 2-1/2" x 49" Tall	Square Black 49" Post Kit For Stair Section	42
Rapid Rail	4x4 Rail Posts	Black	D4439TBLKPK	4" x 4" x 39" Tall	4x4 Square Black 39" Post Kit For Railing Section	25
Rapid Rail	4x4 Stair Posts	Black	D4449TBLKPK	4" x 4" x 49" Tall	4x4 Square Black 49" Post Kit For Stair Section	25

### Railing Kits

System	Section	Color	SKU	Actual Size	Item	Unit Size
<i>Each 6' railing kit includes two 68.75" base rails and two 68.75" cap rails, and fifteen 32.5" balusters, and a small baluster and support/crush block baluster. Includes hardware and brackets.</i>						
Rapid Rail	6' Railing	Black	D6RRTBK	6' o.c. Rail Section, 36" Tall	Rapid Rail 6' Textured Black Rail	56
<i>Each 8' railing kit includes two 92.75" base rails and two 92.75" cap rails, and twenty one 32.5" balusters and crush block balusters. Includes hardware and brackets.</i>						
Rapid Rail	8' Railing	Black	D8RRTBK	8' o.c. Rail Section, 36" Tall	Rapid Rail 8' Textured Black Rail	56

<i>Each 6' stair railing kit includes two 68.75" base rails and two 68.75" cap rails, and twelve 32.5" balusters and crush block baluster. Includes hardware and brackets.</i>						
Rapid Rail	6' Stair Railing	Black	D6RRSTTBK	6' o.c. Rail Section, 36" Tall	Rapid Rail 6' Textured Black Stair Rail	56
<i>Each 8' stair railing kit includes two 89.5" base rails and two 89.5" cap rails, and seventeen 32.5" balusters and crush block balusters. Includes hardware and brackets.</i>						
Rapid Rail	8' Stair Railing	Black	D8RRSTTBK	8' o.c. Rail Section, 36" Tall	Rapid Rail 8' Textured Black Stair Rail	56

### Bracket Template

Rail Bracket Template can be used for both 2.5" x 2.5" and 4" x 4" posts. Also works for both 36" and 42" rail heights.

System	Section	Color	SKU	Item	Unit Size
Rapid Rail	Rail Bracket Template	-	DRRTEMP	Rapid Rail Rail Bracket Template	1

### Additional Brackets

System	Section	Color	SKU	Item	Unit Size
Rapid Rail	Rail Brackets	Black	DRRBKTBLK	Horizontal Rail Connector Kit - Black	4 per Pack
Rapid Rail	Stair Brackets	Black	DRRSBKTBLK	Stair Rail Connector Kit - Black	4 per Pack
Rapid Rail	Angle Brackets	Black	DRRABKTBLK	Horizontal Angle Rail Connector Kit - Black	4 per pack



# DECKORATORS PRIVACY SCREEN SYSTEM

Deck privacy screen, seamlessly adding definition and privacy, while offering creative freedom to mix and match screens, slats and decking components for a truly unique backyard style.



## Deckorators Privacy Screen

### Privacy Screen Frame Kits

Each frame kit includes (2) 44" top/bottom frame rails, (2) 72" side frame rails, (4) brackets, (2) .25-.625 x 44" filler strips, (6) .25-.625 x 24" filler strips, (2) .25-.25 x 44" H-Connector strips, (2) .875-.25 x 44" filler strip, (24) 1/2" channel spacers, (24) 5/8" channel spacers, and screws.

Section	SKU	Actual Size	Item	Unit Size
Frame Kit	DPFKBLK	4' x 6' - 72"	Privacy Screen Fence Frame Kit, Textured Black	36
<b>Privacy Panels</b>				
Privacy Panels	DPSPIER	2'x4'	2x4 HDPE Pier Black	8
Privacy Panels	DPSPALM	2'x4'	2x4 HDPE Palm Black	8
Privacy Panels	DPSWICK	2'x4'	2x4 HDPE Wicker Black	8
Privacy Panels	DPSWILD	2'x4'	2x4 HDPE Wildwood Black	8
<b>Boards, for Privacy Slat Inserts</b>				
Privacy Boards	DPSBDG	5/8" x 5-1/2" - 4'	Reversible WPC Board, Gray 4 Pack	32
Privacy Boards	DPSBDB	5/8" x 5-1/2" - 4'	Reversible WPC Board, Brown 4 Pack	32
Privacy Boards	DPSBDS	5/8" x 5-1/2" - 4'	Reversible WPC Board, Slate 4 Pack	32
<b>Post Kit for Privacy Screen Kits</b>				
Privacy Post	DPSPBLK	2.5" x 2.5" - 76"	Post Kit, w/ Cap & Trim, Textured Black	40



Palm



Pier



Wicker



Wildwood

Gray, Brown & Slate



Available in:



Textured Black

# DECKORATORS PORCH FLOORING

A mineral based composite porch flooring board with the look of exotic hardwoods without the maintenance. Deckorators Porch Flooring comes in two colors: Kettle and Chicory. It's a great option for a low maintenance porch flooring.

## Available Sizes:

<b>Item</b>	<b>Actual Size</b>	<b>Colors</b>	<b>Material</b>
<i>Porch Flooring 1x4x10' T&amp;G</i>	<i>7/8" x 3-1/8" x 10'</i>	<i>Kettle &amp; Chicory</i>	<i>Mineral Based Composite</i>
<i>Porch Flooring 1x4x12' T&amp;G</i>	<i>7/8" x 3-1/8" x 12'</i>	<i>Kettle &amp; Chicory</i>	<i>Mineral Based Composite</i>
<i>Porch Flooring 1x4x16' T&amp;G</i>	<i>7/8" x 3-1/8" x 16'</i>	<i>Kettle &amp; Chicory</i>	<i>Mineral Based Composite</i>
<i>Porch Flooring 1x4x12' Solid</i>	<i>7/8" x 3-1/8" x 12'</i>	<i>Kettle &amp; Chicory</i>	<i>Mineral Based Composite</i>

## Available Colors:



**Kettle**

**Chicory**



## Features & Benefits:

- Mineral Based Composite technology
- Virtually zero thermal expansion and contraction
- Incredible strength and durability; virtually impossible to crack and break
- Lightweight easy to work with and install; 35% lighter than traditional wood plastic composites
- Approved for ground contact and water installation
- Won't splinter, sag, chalk, or crack
- Stain and fade-resistant cap stock
- Industry-leading warranty: 50-year Structural, 25-year Stain & Fade, and 25-year Removal & Replacement



# ENGINEERED WOOD PRODUCTS



Trus Joist Engineered Wood Products are the #1 rated I-Joist by Builder Magazine, and have been for 15 years running. They are the only brand with a full suite of engineered wood products including I-Joists, LVL Microllam, PSL Parallam, and LSL Timberstrand.

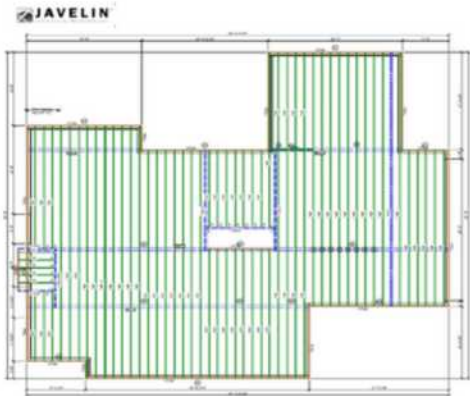
From performance, to assortment, to quality, Trus Joist is the clear market leader and has the proven performance that builders trust nationwide. Additionally, we have a team of five engineers that can help with questions, design, and trouble-shooting from start to finish.

## OUR SERVICES

### CONSULTING



### DESIGN



### JOBSITE DELIVERY





# TJI I-JOISTS



## Available Sizes:

Item	SKU	Flange	L/360 Span*	L/480 Span*	Lengths	Unit Size
9-1/2" TJI 110	9_TJI110	1-3/4"	17'-2"	15'-6"	12' - 48'	43
11-7/8" TJI 110	11_TJI110	1-3/4"	19'-4"	18'-5"	12' - 48'	43
11-7/8" TJI 210	11_TJI210	2-1/16"	21'-2"	19'-3"	12' - 48'	37
11-7/8" TJI 360	11_TJI360	2-5/16"	23'-2"	19'-8"	12' - 48'	35
11-7/8" TJI 560	11_TJI560	3-1/2"	26'-3"	23'-8"	12' - 48'	23
14" TJI 360	14_TJI360	2-5/16"	26'-3"	23'-8"	12' - 48'	35
14" TJI 560	14_TJI560	3-1/2"	29'-9"	26'-10"	12' - 48'	23
16" TJI 360	16_TJI360	2-5/16"	29'-0"	26'-3"	12' - 48'	35
16" TJI 560	16_TJI560	3-1/2"	32'-11"	29'-3"	12' - 48'	23

\*16" O.C. 40 PSF Live Load / 10 PSF Dead Load -- We recommend L/480 for best results

## Features & Benefits:

- The #1 rated I-Joist by Builder Magazine for 15 years running
- LVL flange for superior fastening power and squeak-free floor
- Pre-notched holes for easy to run mechanicals
- Multiple depths and flange widths for any conceivable design
- 18" and 20" TJI's are available on a special-order basis

# TIMBERSTRAND FIRE CODE APPROVED FLOOR JOISTS



## Available Sizes:

Item	Available Lengths	E-Value	Span @ 16" O.C.		Hangers	
			L/360 Span	L/480 Span	Face Mount	Top Mount
1-1/2" x 11-7/8" LSL	12' - 48'	1.5 E	21'-11"	19'-10"	HUS212	ITS1.56/11.88

## Features & Benefits:

- Meets newest IRC and ICC code for foundation level fire code approval
- Superior strength and span rating to 2x10 or 2x12 Yellow Pine
- Perfectly straight and consistent, and will prevent floor squeaks
- Compatible with the entire Trus Joist system
- Cost-effective solution – no need for sheetrock or additional labor to meet code



# LVL MICROLLAM



## Available Sizes:

Depth	Width	SKU	Lengths	E Value	Overlay	Unit Size
5-1/2"	1-3/4"	5__ML	12' - 48'	2.0 E	Watershed	48
7-1/4"	1-3/4"	7__ML	12' - 48'	2.0 E	Watershed	36
9-1/4"	1-3/4"	914__ML	12' - 48'	2.0 E	Watershed	30
9-1/2"	1-3/4"	9__ML	12' - 48'	2.0 E	Watershed	30
11-1/4"	1-3/4"	1114__ML	12' - 48'	2.0 E	Watershed	24
11-7/8"	1-3/4"	11__ML	12' - 48'	2.0 E	Watershed	24
14"	1-3/4"	14__ML	12' - 48'	2.0 E	Watershed	18
16"	1-3/4"	16__ML	12' - 48'	2.0 E	Watershed	18
18"	1-3/4"	18__ML	12' - 48'	2.0 E	Watershed	12
20"	1-3/4"	20__ML	12' - 48'	2.0 E	Watershed	12
24"	1-3/4"	24__ML	12' - 48'	2.0 E	Watershed	12

## Features & Benefits:

- Waxy watershed overlay finish that beads water and improves long-term storage
- A large mix of depths and lengths for any conceivable application
- Available beam sizing and design by our engineers



# TIMBERSTRAND HEADERS & BEAMS



## Available Sizes:

Width	Depth	SKU	Lengths	E-Value	Unit Size
1-3/4"	9-1/2"	19_TH	12' - 48'	1.55 E	30
1-3/4"	11-7/8"	111_TH	12' - 48'	1.55 E	24
1-3/4"	14"	114_TH	12' - 48'	1.55 E	18
3-1/2"	5-1/2"	35_TH	12' - 48'	1.55 E	24
3-1/2"	7-1/4"	37_TH	12' - 48'	1.55 E	18
3-1/2"	9-1/2"	39_TH	12' - 48'	1.55 E	15
3-1/2"	11-7/8"	311_TH	12' - 48'	1.55 E	12
3-1/2"	14"	314_TH	12' - 48'	1.55 E	9

## Features & Benefits:

- Perfectly straight – no bowing, twisting, or warping
- A less expensive alternative to LVL beams and headers
- A larger allowable hole zone for mechanicals like plumbing and electrical
- Available beam sizing and design by our engineers

# TIMBERSTRAND FRAMING



## Available Sizes:

Item	SKU	Actual Size	Lengths	E-Value
<i>2 x 4 Stud</i>	<i>2410458TS</i>	<i>1-1/2" x 3-1/2"</i>	<i>104-5/8"</i>	<i>1.30 E</i>
<i>2 x 6 Stud</i>	<i>2610458TS</i>	<i>1-1/2" x 5-1/2"</i>	<i>104-5/8"</i>	<i>1.30 E</i>
<i>2 x 4 Framing</i>	<i>24_TS</i>	<i>1-1/2" x 3-1/2"</i>	<i>12' - 48'</i>	<i>1.30 E</i>
<i>2 x 6 Framing</i>	<i>26_TS</i>	<i>1-1/2" x 5-1/2"</i>	<i>12' - 48'</i>	<i>1.30 E</i>
<i>2 x 8 Framing</i>	<i>28_TS</i>	<i>1-1/2" x 7-1/4"</i>	<i>12' - 48'</i>	<i>1.30 E</i>
<i>2 x 4 Treated Plate</i>	<i>2416TSP</i>	<i>1-1/2" x 3-1/2"</i>	<i>16'</i>	<i>1.30 E</i>
<i>2 x 6 Treated Plate</i>	<i>2616TSP</i>	<i>1-1/2" x 5-1/2"</i>	<i>16'</i>	<i>1.30 E</i>

## Features & Benefits:

- Perfectly straight – no bowing, twisting, or warping
- A major component in tall walls and two story rooms
- Excellent for kitchens and bathrooms where you need perfectly straight walls
- Helps resist tile, grout, and sheetrock cracks and ensures that cabinets, doors and windows work smoothly and hang straight

# PSL PARALLAMS



## Available Sizes:

Item	Lengths	Brand	E-Value	Application
3-1/2" x 9-1/4"	8' - 48'	Trus Joist Parallam	2.0 E	Beams
3-1/2" x 9-1/2"	8' - 48'	Trus Joist Parallam	2.0 E	Beams
3-1/2" x 11-1/4"	8' - 48'	Trus Joist Parallam	2.0 E	Beams
3-1/2" x 11-7/8"	8' - 48'	Trus Joist Parallam	2.0 E	Beams
3-1/2" x 14"	8' - 48'	Trus Joist Parallam	2.0 E	Beams
3-1/2" x 16"	8' - 48'	Trus Joist Parallam	2.0 E	Beams
3-1/2" x 18"	8' - 48'	Trus Joist Parallam	2.0 E	Beams
5-1/4" x 9-1/4"	8' - 48'	Trus Joist Parallam	2.0 E	Beams
5-1/4" x 9-1/2"	8' - 48'	Trus Joist Parallam	2.0 E	Beams
5-1/4" x 11-1/4"	8' - 48'	Trus Joist Parallam	2.0 E	Beams
5-1/4" x 11-7/8"	8' - 48'	Trus Joist Parallam	2.0 E	Beams
5-1/4" x 14"	8' - 48'	Trus Joist Parallam	2.0 E	Beams
5-1/4" x 16"	8' - 48'	Trus Joist Parallam	2.0 E	Beams
5-1/4" x 18"	8' - 48'	Trus Joist Parallam	2.0 E	Beams
3-1/2" x 3-1/2"	8' - 48'	Trus Joist Parallam	1.8 E	Columns & Posts
3-1/2" x 5-1/4"	8' - 48'	Trus Joist Parallam	1.8 E	Columns & Posts
3-1/2" x 7"	8' - 48'	Trus Joist Parallam	1.8 E	Columns & Posts
5-1/4" x 5-1/4"	8' - 48'	Trus Joist Parallam	1.8 E	Columns & Posts
5-1/4" x 7"	8' - 48'	Trus Joist Parallam	1.8 E	Columns & Posts
7" x 7"	8' - 48'	Trus Joist Parallam	1.8 E	Columns & Posts

-Parallams are the biggest and strongest beams in the EWP family, and are made using parallel strands of lumber that are pressed and glued to form one solid beam

-One piece install, no need for multiple plies and fastening



# DOUGLAS FIR GLULAM BEAMS



## Available Sizes:

Size	SKU	Lengths	Design Value	Species	Grade
3-1/2" x 9-1/2"	39_GL	12' - 48'	24F-V4 1.8E	Douglas Fir	Architectural
3-1/2" x 11-7/8"	311_GL	12' - 48'	24F-V4 1.8E	Douglas Fir	Architectural
3-1/2" x 14"	314_GL	12' - 48'	24F-V4 1.8E	Douglas Fir	Architectural
3-1/2" x 16"	316_GL	12' - 48'	24F-V4 1.8E	Douglas Fir	Architectural
5-1/2" x 9-1/2"	59_GL	12' - 48'	24F-V4 1.8E	Douglas Fir	Architectural
5-1/2" x 11-7/8"	511_GL	12' - 48'	24F-V4 1.8E	Douglas Fir	Architectural
5-1/2" x 14"	514_GL	12' - 48'	24F-V4 1.8E	Douglas Fir	Architectural
5-1/2" x 16"	516_GL	12' - 48'	24F-V4 1.8E	Douglas Fir	Architectural
5-1/2" x 18"	518_GL	12' - 48'	24F-V4 1.8E	Douglas Fir	Architectural
5-1/2" x 24"	524_GL	12' - 48'	24F-V4 1.8E	Douglas Fir	Architectural

## Features & Benefits:

- Architectural appearance that takes stains exceptionally well.
- Sanded Face and micro-eased edges.
- Knots and voids are Filled
- Full 3.5" and 5.5" widths for perfect framing fit.
- Compatible with Common I joist depths.
- 1.9E true stress rating.
- Custom sizes, species and curves accessible.

# DOUGLAS FIR TREATED GLULAM BEAMS



## Available Sizes:

Size	SKU	Lengths	Design Value	Species	Grade	Treatment
3-1/2" x 9-1/2"	39_TGL	12' - 48'	24F-V4 1.8E	Douglas Fir	Architectural	Hi-Clear II Treated
3-1/2" x 11-7/8"	311_TGL	12' - 48'	24F-V4 1.8E	Douglas Fir	Architectural	Hi-Clear II Treated
3-1/2" x 14"	314_TGL	12' - 48'	24F-V4 1.8E	Douglas Fir	Architectural	Hi-Clear II Treated
3-1/2" x 16"	316_TGL	12' - 48'	24F-V4 1.8E	Douglas Fir	Architectural	Hi-Clear II Treated
5-1/2" x 9-1/2"	59_TGL	12' - 48'	24F-V4 1.8E	Douglas Fir	Architectural	Hi-Clear II Treated
5-1/2" x 11-7/8"	511_TGL	12' - 48'	24F-V4 1.8E	Douglas Fir	Architectural	Hi-Clear II Treated
5-1/2" x 14"	514_TGL	12' - 48'	24F-V4 1.8E	Douglas Fir	Architectural	Hi-Clear II Treated
5-1/2" x 16"	516_TGL	12' - 48'	24F-V4 1.8E	Douglas Fir	Architectural	Hi-Clear II Treated
5-1/2" x 18"	518_TGL	12' - 48'	24F-V4 1.8E	Douglas Fir	Architectural	Hi-Clear II Treated
5-1/2" x 5-1/2"	55_TGL	12' - 48'	24F-V4 1.8E	Douglas Fir	Architectural	Hi-Clear II Treated

## Features & Benefits:

- Allows for a one piece install that meets code
- Can be stained any color using an oil based stain
- Helps you eliminate posts and columns, opening up lower level patios and yard space
- Easier to work with than steel - cuts, nails, and handles just like regular timber
- HiClear2 Clear treatment for above ground use.
- Custom sizes accessible
- Project pricing available



# LVL SCAFFOLD PLANK



## Available Sizes:

Item	SKU	Actual Size	Design Value	Unit Size	APA & OSHA Certified
LVL Scaffold Plank	916MLS	1-1/2" x 9-1/4" x 16'	2.0 E	50 pcs	Yes

## Features & Benefits:

- APA & OSHA Approved
- 2.0E for safe and predictable performance
- Every piece is inspected and machine stress-rated
- End waxed and painted
- Designed for multiple uses with proper care



# LSL STAIR STRINGERS AND STEPS



## Available Sizes:

Item	SKU	Actual Size	Length	Max 2 Stringer Simple Span
Stair Tread	SS	1" x 11-1/2"	16'	45"
11-7/8" Stringer	11_RB	1-1/4" x 11-7/8"	16', 20'	8' - 4"
14" Stringer	1416RB	1-1/4" x 14"	16'	11' - 8"

## Features & Benefits:

- The best performing stair system for quiet, sturdy, and long-lasting stairs
- Engineered wood that is perfectly straight and uniform, and will resist bowing, shrinking, and splitting
- Better nail holding capability that will eliminate squeaky stairs
- Limited product warranty

# SHELVING & TREADS



## Available Sizes:

<b>Item</b>	<b>Unit Size</b>	<b>Material</b>
<i>3/4 11.25" x 97" Raw Shelving</i>	<i>136</i>	<i>Particleboard</i>
<i>3/4 11.25" x 145" Raw Shelving</i>	<i>136</i>	<i>Particleboard</i>
<i>3/4 15.25" x 97" Raw Shelving</i>	<i>102</i>	<i>Particleboard</i>
<i>3/4 15.25" x 145" Raw Shelving</i>	<i>102</i>	<i>Particleboard</i>
<i>3/4 23.25" x 145" Raw Shelving</i>	<i>68</i>	<i>Particleboard</i>

## Features & Benefits:

-Engineered for applications that demand physical strength properties to enhance load bearing, fastener holding or precision machining performance.

## Available Sizes:

<b>Item</b>	<b>Unit Size</b>	<b>Material</b>
<i>12 x 121 Bullnosed Treads</i>	<i>56</i>	<i>Particleboard</i>
<i>12 x 145 Bullnosed Treads</i>	<i>56</i>	<i>Particleboard</i>

## Features & Benefits:

-An engineered composite wood product cut into standard widths and lengths with one long edge rounded for ease of carpet installation.

-Interior use only

# SIMPSON HANGERS

## 1-3/4" Width - TJI 110 Series, LVL, Timberstrand

SKU/ Model #	Description
HUS1.81/10	1-3/4"x 9-1/4" Flush Face Mount Hanger Heavy
IUS1.81/9	1-3/4"x 9-1/2" Flush Face Mount Hanger
ITS1.81/9.5	1-3/4"x 9-1/2" Top Mount Hanger
ITS1.81/11.88	1-3/4"x 11-7/8" Top Mount Hanger
IUS1.81/11.88	1-3/4"x 11-7/8" Flush Face Mount
SUR1.81/11	1-3/4"x 11-7/8" Flush Face Mount Hanger Skewed Right
SUL1.81/11	1-3/4"x 11-7/8" Flush Face Mount Hanger Skewed Left
IUS1.81/14	1-3/4"x 14" Flush Face Mount Hanger
ITS1.81/14	1-3/4"x 14" Top Mount Hanger
LSSUI25	1-3/4"x 8-1/2" Slopeable/Skewable Hanger

ITS/MIT Top Mount



## 2-1/16" - Width TJI 210 Series

IUS2.06/9	2-1/16"x 9-1/2" Flush Face Mount Hanger
ITS2.06/11.88	2-1/16"x11-7/8" Top Mount Hanger
SUL2.1/11	2-1/16"x 11-7/8 Flush Face Mount Skewed Left 45 Deg.
SUR2.1/11	2-1/16"x 11-7/8 Flush Face Mount Skewed Right 45 Deg.
LSSU2.1	2-1/16"x 8-1/2" Slopeable/ Skewable Hanger
MIT4.28	4-1/8"x 11-7/8" Top Mount Double Hanger
HUL4.28/11	4-1/8"x11-7/8" Flush Face Mount Skewed Left 45 Deg.
HUR4.28/11	4-1/8"x11-7/8" Flush Face Mount Skewed Right 45 Deg.

IUS Face Mount



## 2-5/16" Width - TJI 360 Series

IUS2.37	2-5/16"x 11-7/8" Flush Face Mount Hanger
ITS2.37/11.88	2-5/16"x11-7/8" Top Mount Hanger
MIT3511.88-2	4-5/8"x11-7/8" Top mount Double Hanger
IUS2.37/14	2-5/16"x14" Flush Face Mount Hanger
ITS2.37/14	2-5/16"x 14" Top Mount Hanger
MIT3516	2-5/16"x 16" Top Mount Hanger (optional Nailing holes)
ITS2.37/16	2-5/16"x 16" Top Mount Hanger
SUR2.37/11	2-5/16"x 11-3/16" Flush Face Mount Skewed Right
SUL2.37/16	2-5/16"x 11-3/16" Flush Face Mount Skewed Left
LSSUI35	2-5/16"x 8-1/2" Slopeable/Skewable Hanger

SUL/SUR Face Mount



## 3-1/2" Width - TJI 560 Series, Double LVL, Timberstrand, Parallam

HHUS410	3-1/2"x 9" Flush Face Mount Hanger (up to 14")
HUC410	3-1/2"x 9-1/4" Flush Face Mount Concealed Hanger
MIT49.5	3-1/2"x 9-1/2" Top Mount Hanger
ITS3.56/11.88	3-1/2"x11-7/8" Top Mount Hanger
MIT411.88	3-1/2"x11-7/8" Top Mount Hanger
MIT414	3-1/2"x14" Top Mount Hanger
MIT416	3-1/2"x 16" Top Mount Hanger
SUR410/45	3-1/2"x 8-1/2" Flush Face Mount Hanger Skewed Right
SUL410/45	3-1/2"x 8-1/2" Flush Face Mount Hanger Skewed Left
LSSU410	3-1/2"x 9-1/4 Slopeable/Skeweable Hanger

HHUS Face Mount



## 5-1/4" Width - Triple LVL, Parallam

HHUS5.50/10	5-1/4"x9" Flush Face Mount Hanger ( up to 14")
HB5.50/11.88	5-1/4"x 11-7/8' Top Mount Hanger



# LAMINATED GLUE-LAM POSTS & COLUMNS



## Available Sizes:

### Laminated Titan Timbers Glue-Lam Posts & Partially Treated Columns

Item	Lengths	Treated	Stock
3 PLY 2x6 4.13" x 5.38"	14'-26'	BTM 6'	Yes
3 PLY 2x8 4.13" x 7.13"	16'-26'	BTM 6'	Special Order
4 PLY 2x6 5.50" x 5.38"	16'-26'	BTM 6'	Yes
4 PLY 2x8 5.5" x 7.13"	16'-26'	BTM 6'	Special Order

## Features & Benefits:

- Titan Timbers Laminated posts consists of .60 CCA treated bases for ground contact and machine stress rated of 1650 SPF Uppers
- Available Non-Treated / Partial Treated / Fully Treated
- 50 Year Limited Warranty against decay and delamination
- Manufactured to AITC Standards
- 100% usable on job site - no sorting needed
- Technical support for sizing available
- Available with Rafter Ready for easy truss attachment
- Higher design values than nailed columns per NDS 2005



# JAMES HARDIE FIBER CEMENT SIDING



## **James Hardie**



### **STATEMENT COLLECTION**

*The statement collection is James Hardie's pre-finished siding and trim collection in their core colors. All statement items are in stock and ready for prompt shipment, including lap siding, shingles, panels, trim and soffit.*

---

### **PRIMED COLLECTION**

*The primed collection is James Hardie's siding and trim collection in a basic primed finish. Primed collection items are available in wide variety of substrates.*

---

### **DREAM COLLECTION**

*The dream collection is James Hardie's custom color collection. All of James Hardie's substrates are available in over 700 different colors and can be special ordered to the piece in a quick three-week lead time.*

---

### **MAGNOLIA COLLECTION**

*The Magnolia collection is an exclusive color collection hand picked by Joanna Gaines. A specific set of James Hardie's substrates are available in 16 different colors and can be special ordered to the piece in a quick three-week lead time.*





# James Hardie - Pre-Finished Siding



## Available Sizes:

Plank, Panel, Shingle and Batten Color Offering:



Item	Description	Actual Size	Exposure	Pcs/Square	Unit Size
<i>Lap Siding</i>	<i>8.25" x 12' Cedarmil Lap</i>	<i>8.25" x 12'</i>	<i>7"</i>	<i>15</i>	<i>210</i>
<i>Shingles</i>	<i>Straight Edge Shingles</i>	<i>48" x 15.25"</i>	<i>7"</i>	<i>43</i>	<i>2 Squares</i>
<i>Shingles</i>	<i>Staggered Edge Shingles</i>	<i>48" x 15.25"</i>	<i>6.25"</i>	<i>50</i>	<i>2 Squares</i>
<i>Panels</i>	<i>4' x 10' Smooth Panel</i>	<i>4' x 10'</i>	<i>-</i>	<i>2.5</i>	<i>50</i>
<i>Panels</i>	<i>4' x 10' Cedarmill Panel</i>	<i>4' x 10'</i>	<i>-</i>	<i>2.5</i>	<i>50</i>
<i>Battens</i>	<i>4/4 x 2.5" Smooth Batten</i>	<i>0.75" x 2.5" x 12'</i>	<i>-</i>	<i>-</i>	<i>190</i>
<i>Battens</i>	<i>4/4 x 2.5" Rough Sawn Batten</i>	<i>0.75" x 2.5" x 12'</i>	<i>-</i>	<i>-</i>	<i>190</i>

## Features & Benefits:

- All lap, shingles, panels, and battens are in stock and available in ALL 16 colors
- Available in job-pack and less than unit quantities






# James Hardie - Pre-finished Trim & Soffit



## Available Sizes:



ARCTIC WHITE

COBBLE STONE

TIMBER BARK

IRON GRAY

MIDNIGHT BLACK

Item	Description	Actual Size	Unit Size
Trim	5/4 x 4 Smooth Trim - Statement	1" x 3.5" x 12'	240
Trim	5/4 x 6 Smooth Trim - Statement	1" x 5.5" x 12'	160
Trim	5/4 x 8 Smooth Trim - Statement	1" x 7.25" x 12'	120
Trim	5/4 x 12 Smooth Trim - Statement	1" x 11.25" x 12'	80
Trim	4/4 x 8 Smooth Trim - Statement	0.75" x 7.25" x 12'	156

Trim	5/4 x 4 Rough Sawn Trim - Statement	1" x 3.5" x 12'	240
Trim	5/4 x 6 Rough Sawn Trim - Statement	1" x 5.5" x 12'	160
Trim	5/4 x 8 Rough Sawn Trim - Statement	1" x 7.25" x 12'	120
Trim	4/4 x 8 Rough Sawn Trim - Statement	0.75" x 7.25" x 12'	156

Item	Description	Actual Size	Unit Size
Soffit	Cedarmill Vented - Statement *	12" x 12'	216
Soffit	Cedarmill Non-Vented - Statement *	12" x 12'	216

\* Available in Arctic White, Cobble Stone, and Timber Bark

## Features & Benefits:

- Pre-finished trim is available in six colors in both smooth and rough sawn trim
- Available in job-pack and less than unit quantities



# James Hardie - Primed Lap, Trim, and Soffit

## Available Sizes:

Primed Lap Siding				
Item	Description	SKU	Pcs/Square	Unit Size
Lap Siding	5.25" X 12' Primed Cedarmill	HPLKCM5	25	360
Lap Siding	6.25" X 12' Primed Cedarmill	HPLKCM6	20	308
Lap Siding	7.25" X 12' Primed Cedarmill	HPLKCM7	17	252
Lap Siding	8.25" X 12' Primed Cedarmill	HPLKCM8	15	230
Lap Siding	9.25" X 12' Primed Cedarmill	HPLKCM9	13	190
Lap Siding	12" X 12' Primed Cedarmill	HPLKCM12	10	152
Lap Siding	5.25" X 12' Primed Smooth	HPLKSM5	25	360
Lap Siding	6.25" X 12' Primed Smooth	HPLKSM6	20	308
Lap Siding	7.25" X 12' Primed Smooth	HPLKSM7	17	252
Lap Siding	8.25" X 12' Primed Smooth	HPLKSM8	15	230
Lap Siding	9.25" X 12' Primed Smooth	HPLKSM9	13	190
Lap Siding	12" X 12' Primed Smooth	HPLKSM12	10	152
Primed Trim				
Item	Description	SKU	Actual Size	Unit Size
Trim	4/4 x 2.5" Smooth Batten	442BSSM	0.75" x 2.5" x 12'	360
Trim	4/4 x 2.5" Rustic Batten	442BS	0.75" x 2.5" x 12'	360
Trim	4/4 x 4" Smooth Primed	44412HT	0.75" x 3.5" x 12'	312
Trim	4/4 x 6" Smooth Primed	44612HT	0.75" x 5.5" x 12'	208
Trim	4/4 x 8" Smooth Primed	44812HT	0.75" x 7.25" x 12'	156
Trim	4/4 x 12" Smooth Primed	441212HT	0.75" x 9.25" x 12'	104
Trim	5/4 x 4" Smooth Primed	54412HT	1" x 3.5" x 12'	240
Trim	5/4 x 6" Smooth Primed	54612HT	1" x 5.5" x 12'	160
Trim	5/4 x 8" Smooth Primed	54812HT	1" x 7.25" x 12'	120
Trim	5/4 x 12" Smooth Primed	541212HT	1" x 11.25" x 12'	80
Primed Soffit				
Description	Description	SKU	Actual Size	Unit Size
Soffit	12" Smooth Solid	HSFTSM12	12" x 12'	200
Soffit	16" Smooth Solid	HSFTSM16	16" x 12'	150
Soffit	24" Smooth Solid	HSFTSM24	24" x 8'	100
Soffit	12" Smooth Vented	HSFTSM12V	12" x 12'	200
Soffit	16" Smooth Vented	HSFTSM16V	16" x 12'	150
Soffit	24" Smooth Vented	HSFTSM24V	24" x 8'	100



# James Hardie - Primed Panels, Shingles & Backer

## Available Sizes:

<i>Primed Panels</i>				
<b>Item</b>	<b>Description</b>	<b>SKU</b>	<b>Thickness</b>	<b>Unit Size</b>
<i>Panels</i>	<i>4' x 8' Smooth Panel - PRIMED</i>	<i>HPNLSM8</i>	<i>5/16"</i>	<i>50</i>
<i>Panels</i>	<i>4' x 9' Smooth Panel - PRIMED</i>	<i>HPNLSM9</i>	<i>5/16"</i>	<i>50</i>
<i>Panels</i>	<i>4' x 10' Smooth Panel - PRIMED</i>	<i>HPNLSM10</i>	<i>5/16"</i>	<i>50</i>
<i>Panels</i>	<i>4' x 8' Cedarmill Panel - PRIMED</i>	<i>HPNLCM8</i>	<i>5/16"</i>	<i>50</i>
<i>Panels</i>	<i>4' x 9' Cedarmill Panel - PRIMED</i>	<i>HPNLCM9</i>	<i>5/16"</i>	<i>50</i>
<i>Panels</i>	<i>4' x 10' Cedarmill Panel - PRIMED</i>	<i>HPNLCM10</i>	<i>5/16"</i>	<i>50</i>
<i>Panels</i>	<i>4' x 8' Sierra 8" O.C. Panel - PRIMED</i>	<i>HPNLS88</i>	<i>5/16"</i>	<i>50</i>
<i>Panels</i>	<i>4' x 9' Sierra 8" O.C. Panel - PRIMED</i>	<i>HPNLS89</i>	<i>5/16"</i>	<i>50</i>
<i>Panels</i>	<i>4' x 10' Sierra 8" O.C. Panel - PRIMED</i>	<i>HPNLS810</i>	<i>5/16"</i>	<i>50</i>
<i>Panels</i>	<i>4' x 8' Stucco Panel - PRIMED</i>	<i>HPNLST8</i>	<i>5/16"</i>	<i>50</i>
<i>Panels</i>	<i>4' x 9' Stucco Panel - PRIMED</i>	<i>HPNLST9</i>	<i>5/16"</i>	<i>50</i>
<i>Panels</i>	<i>4' x 10' Stucco Panel - PRIMED</i>	<i>HPNLST10</i>	<i>5/16"</i>	<i>50</i>
<i>Primed Shingles</i>				
<b>Item</b>	<b>Description</b>	<b>SKU</b>	<b>Thickness</b>	<b>Unit Size</b>
<i>Shingles</i>	<i>Straight Edge Shingles - PRIMED</i>	<i>HSHGSE</i>	<i>1/4"</i>	<i>2 Squares</i>
<i>Shingles</i>	<i>Staggered Edge Shingles - PRIMED</i>	<i>HSHGSTG</i>	<i>1/4"</i>	<i>2 Squares</i>
<i>HardieBacker</i>				
<b>Item</b>	<b>Description</b>	<b>SKU</b>	<b>Thickness</b>	<b>Unit Size</b>
<i>Backer</i>	<i>1/4" 3' x 5' Hardiebacker</i>	<i>HB145</i>	<i>0.25"</i>	<i>60</i>
<i>Backer</i>	<i>1/2" (0.42" actual) 3' x 5' Hardiebacker</i>	<i>HB125</i>	<i>0.42"</i>	<i>50</i>





# James Hardie - Dream Collection

Item	Description	Pcs/Square	Colors	Lead Time
Lap Siding	5.25" X 12' Cedarmill Lap - DREAM	25	All Dream Colors	3 Weeks
Lap Siding	6.25" X 12' Cedarmill Lap - DREAM	20	All Dream Colors	3 Weeks
Lap Siding	7.25" X 12' Cedarmill Lap - DREAM	17	All Dream Colors	3 Weeks
Lap Siding	8.25" X 12' Cedarmill Lap - DREAM	15	All Dream Colors	3 Weeks
Lap Siding	5.25" X 12' Smooth Lap - DREAM	25	All Dream Colors	3 Weeks
Lap Siding	6.25" X 12' Smooth Lap - DREAM	20	All Dream Colors	3 Weeks
Lap Siding	7.25" X 12' Smooth Lap - DREAM	17	All Dream Colors	3 Weeks
Lap Siding	8.25" X 12' Smooth Lap - DREAM	15	All Dream Colors	3 Weeks
Lap Siding	8.25" X 12' Beaded Smooth Lap - DREAM	15	All Dream Colors	3 Weeks

Shingles	Straight Edge Shingles - DREAM	1	All Dream Colors	3 Weeks
Shingles	Staggered Edge Shingles - DREAM	1	All Dream Colors	3 Weeks

Panels	4' X 8' Smooth Panel - DREAM	3.1	All Dream Colors	3 Weeks
Panels	4' X 8' Cedarmill Panel - DREAM	3.1	All Dream Colors	3 Weeks
Panels	4' X 10' Smooth Panel - DREAM	2.5	All Dream Colors	3 Weeks
Panels	4' X 10' Cedarmill Panel - DREAM	2.5	All Dream Colors	3 Weeks

Battens	4/4 x 2.5" Smooth Batten - DREAM	-	All Dream Colors	3 Weeks
Battens	4/4 x 2.5" Rough Sawn Batten - DREAM	-	All Dream Colors	3 Weeks

Item	Description	Actual Size	Colors	Lead Time
Trim	5/4 x 4 Trim - DREAM	1" x 3.5" x 12'	All Dream Colors	3 Weeks
Trim	5/4 x 6 Trim - DREAM	1" x 5.5" x 12'	All Dream Colors	3 Weeks
Trim	5/4 x 8 Trim - DREAM	1" x 7.25" x 12'	All Dream Colors	3 Weeks
Trim	5/4 x 10 Trim - DREAM	1" x 9.25" x 12'	All Dream Colors	3 Weeks
Trim	5/4 x 12 Trim - DREAM	1" x 11.25" x 12'	All Dream Colors	3 Weeks

Trim	4/4 x 4 Trim - DREAM	0.75" x 3.5" x 12'	All Dream Colors	3 Weeks
Trim	4/4 x 6 Trim - DREAM	0.75" x 5.5" x 12'	All Dream Colors	3 Weeks
Trim	4/4 x 8 Trim - DREAM	0.75" x 7.25" x 12'	All Dream Colors	3 Weeks
Trim	4/4 x 10 Trim - DREAM	0.75" x 9.25" x 12'	All Dream Colors	3 Weeks
Trim	4/4 x 12 Trim - DREAM	0.75" x 11.25" x 12'	All Dream Colors	3 Weeks

Item	Description	Actual Size	Colors	Lead Time
Soffit	12" Cedarmill Non-Vented - DREAM	12" x 12'	All Dream Colors	3 Weeks
Soffit	16" Cedarmill Non-Vented - DREAM	16" x 12'	All Dream Colors	3 Weeks
Soffit	24" Cedarmill Non-Vented - DREAM	24" x 8'	All Dream Colors	3 Weeks
Soffit	12" Cedarmill Vented - DREAM	12" x 12'	All Dream Colors	3 Weeks
Soffit	16" Cedarmill Vented - DREAM	16" x 12'	All Dream Colors	3 Weeks
Soffit	24" Cedarmill Vented - DREAM	24" x 8'	All Dream Colors	3 Weeks

# JAMES HARDIE ARTISAN COLLECTION

The James Hardie Artisan Collections is a unique line of siding profiles that combine the quality and performance of James Hardie, with the craftsman look of classic siding profiles. Artisan is an extremely high performing siding product and very reasonably priced. It can be used for entire exterior siding, gable and dormer accents, as well as porch and patio ceilings and soffits.

Artisan V-Groove



Artisan Shiplap



Artisan Channel



## Available Sizes:

Item	FP SKU	Actual Size	Exposure	Pcs/Square	Unit Size	Texture	Finish
<i>Artisan V-Groove</i>	<i>HPLKAVG8</i>	<i>5/8" x 8.25" x 12'</i>	<i>7"</i>	<i>14.3</i>	<i>126 Pcs</i>	<i>Smooth</i>	<i>Primed</i>
<i>Artisan Shiplap</i>	<i>HPLKAS10</i>	<i>5/8" x 10.25" x 12'</i>	<i>9"</i>	<i>11.1</i>	<i>105 Pcs</i>	<i>Smooth</i>	<i>Primed</i>
<i>Artisan Channel</i>	<i>HPLKSC10</i>	<i>5/8" x 10.25" x 12'</i>	<i>9"</i>	<i>11.1</i>	<i>105 Pcs</i>	<i>Smooth</i>	<i>Primed</i>

## Features & Benefits:

- Unique Craftsman Profiles
- Slick blind nail design for hidden fasteners
- Backed by James Hardie's proven performance and 30-year warranty
- Can be mitered for clean professional corners
- Primed and can be painted any color

# JAMES HARDIE MAGNOLIA COLLECTION

The Magnolia Collection is a custom curated selection of colors hand-picked by Chip and Joanna Gaines. It features sixteen different color options that are warm and timeless to create spectacular curb appeal. Mix and match in various styles of lap siding, board and batten, and shingle to make your home uniquely you.



## Available Sizes:

Collection	Item	Finish	Actual Size	Coverage
Magnolia	5.25" x 12' Lap Siding	Smooth or Cedarmill	5.25" x 12' (4" Exposure)	25 Pcs/Square
Magnolia	6.25" x 12' Lap Siding	Smooth or Cedarmill	6.25" x 12' (5" Exposure)	20 Pcs/Square
Magnolia	7.25" x 12' Lap Siding	Smooth or Cedarmill	7.25" x 12' (6" Exposure)	17 Pcs/Square
Magnolia	8.25" x 12' Lap Siding	Smooth or Cedarmill	8.25" x 12' (7" Exposure)	15 Pcs/Square
Magnolia	4 x 10 Panels	Smooth or Cedarmill	4' x 10'	2.5 Pcs/Square
Magnolia	Batten Strips	Smooth or Rustic	0.75" x 2.5" x 12'	-
Magnolia	Straight Edge Shingles	Cedarmill	48" x 16" (7" Exposure)	43 Pcs/Square
Magnolia	5/4 x 4 x 12' Trim	Smooth or Rustic	1" x 3.5" x 12'	-
Magnolia	5/4 x 6 x 12' Trim	Smooth or Rustic	1" x 5.5" x 12'	-
Magnolia	5/4 x 8 x 12' Trim	Smooth or Rustic	1" x 7.25" x 12'	-
Magnolia	5/4 x 12 x 12' Trim	Smooth or Rustic	1" x 11.25" x 12'	-
Magnolia	Solid Soffit	Smooth or Cedarmill	16" x 12'	-
Magnolia	Vented Soffit	Smooth or Cedarmill	16" x 12'	-

## Features & Benefits:

- Custom curated color selection hand-picked by Chip and Joanna Gaines
- Special order job packs. Can be ordered by the piece



# HARDIE COLOR MATCH CAULK & TOUCH UP PAINT



## Available Sizes:

Color	Touch Up Paint SKU	Caulk SKU	Color	Touch Up Paint SKU	Caulk SKU
ARCTIC WHITE	HPAWKP	HCAW	EVENING BLUE	HPEBKP	HCEB
COBBLESTONE	HPCSKP	HCCS	DEEP OCEAN	HPDOKP	HCDO
LIGHT MIST	HPLMKP	HCLM	MONTEREY TAUPE	HPMTKP	HCMT
PEARL GRAY	HPPGKP	HCPG	NAVAJO BEIGE	HPNBKP	HCNB
AGED PEWTER	HPAPKP	HCAP	KHAKI BROWN	HPKBKP	HCKB
RICH ESPRESSO	HPREKP	HCRE	TIMBEBARK	HPTBKP	HCTB
GRAY SLATE	HPGSKP	HCGS	HEATHERED MOSS	HPHMKP	HCHM
IRON GRAY	HPIGKP	HCIG	MOUNTAIN SAGE	HPMSKP	HCMS
BOOTHBAY BLUE	HPBBKP	HCBB	COUNTRYLANE RED	HPCRKP	HCCR

## Caulk Features & Benefits:

- OSI Quad Caulk for exterior door, window, and siding applications
- Color Matched to James Hardie Colors
- UV & Water Resistant - will not crack or yellow
- 1 tube covers 29 lineal feet at 1/4" bead width, or 13 lineal feet at a 3/8" bead width

# TYPAR HOUSE WRAP



## Available Sizes:

Item	Actual Size	Weight/Pallet	Rolls Per Pallet	Usage
9x100 Universal Wrap	9'x100'	1006	40	Residential / Commercial
9x150 Universal Wrap	9'x150'	1270	36	Residential / Commercial
10x100 Universal Wrap	10'x100'	1045	40	Residential / Commercial
10x150 Universal Wrap	10'x150'	1350	34	Residential / Commercial
5'x150' Drain Wrap	5'x150'	690	32	Fast Draining (over 4 stories)
10'x100' Metro Wrap	10'x100'	729	20	Commercial
<hr/>				
HD Sealant	10.1oz	11	1296	Doors, Windows, Misc Openings
<hr/>				
AT 4" Flashing	4"x75'	23	576	Dry/Wet surfaces - 0-180 degrees F
AT 6" Flashing	6"x75'	23	384	Dry/Wet surfaces - 0-180 degrees F
Butyl 4" Flashing	4"x75'	28.4	432	Pliable Flashing - 30-180 degrees F
Butyl 6" Flashing	6"x75'	28.5	288	Pliable Flashing - 30-180 degrees F
Flex Flashing 6"	6"x75'	27	72	Curved edges, windows, sill plates, etc
Flex Flashing 9"	9"x75'	29	48	Curved edges, windows, sill plates, etc
Tape	1-7/8"x165'	18	1152	Corners, Joints, Seams

## Features & Benefits:

- Superior water holdout - blocks water from entering the wall cavity.
- Exceptional moisture vapor transmission (MVT) - it breathes so moisture can escape the wall cavity.
- Superior tear strength - proven to withstand heavy winds and is almost five times stronger than the leading competitive wrap.
- Optimal surfactant and UV resistance - reduces the damaging effects that oils and tannins from cedar siding, cement siding, stucco, brick, and soaps from power washing can have on the system's ability to block bulk moisture penetration; stands up to the beating sun on the job site for up to 6 months without degradation.





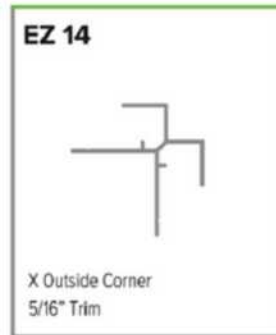


# EASYTRIM REVEALS

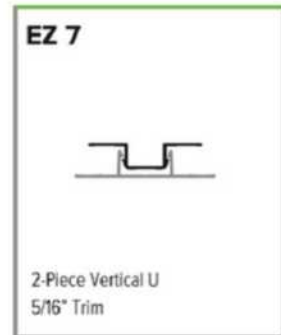
## INSIDE CORNER





## OUTSIDE CORNERS



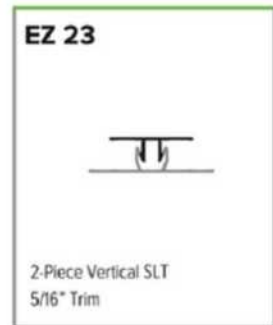
## VERTICAL TRIMS



## HORIZONTAL TRIMS



## SLIMLINE™ TRIMS (SLT)



## J TRIMS



## WINDOW FLASHING



# MIRATEC TRIM

**MIRATEC**<sup>®</sup>  
by JELD-WEN



## Available Sizes:

Item	SKU	Actual Size	Lengths	Unit Size	Finish
1 x 2	12BM	0.75" x 2"	16'	168	Primed
1 x 4	14M	0.75" x 3.5"	16'	144	Primed
1 x 6	16M	0.75" x 5.5"	16'	96	Primed
1 x 8	18M	0.75" x 7.25"	16'	72	Primed
1 x 10	110M	0.75" x 9.25"	16'	60	Primed
1 x 12	112M	0.75" x 11.25"	16'	48	Primed
1 x 16	116M	0.75" x 15.5"	16'	30	Primed
5/4 x 4	544M	1" x 3.5"	16'	108	Primed
5/4 x 6	546M	1" x 5.5"	16'	72	Primed
5/4 x 8	548M	1" x 7.25"	16'	54	Primed
5/4 x 10	5410M	1" x 9.25"	16'	45	Primed
5/4 x 12	5412M	1" x 11.25"	16'	36	Primed
5/4 x 16	5416M	1" x 15.5"	16'	24	Primed
5/8 x 4	584M	0.625" x 3.5"	16'	240	Primed

## Features & Benefits:

- Industry best 50-year warranty - resists moisture, rot and termites
- Half the cost of PVC and other premium composite trims
- Excellent woodgrain finish and pairs well with James Hardie siding

# PVC TRIM



## Available Sizes:

Item	Actual Size	Lengths	Unit Size	Texture	Protective Film
1 x 4	0.75" x 3.5"	12' & 18'	260	Smooth/Woodgrain	Yes
1 x 6	0.75" x 5.5"	12' & 18'	160	Smooth/Woodgrain	Yes
1 x 8	0.75" x 7.25"	12' & 18'	108	Smooth/Woodgrain	Yes
1 x 10	0.75" x 9.25"	18'	90	Smooth/Woodgrain	Yes
1 x 12	0.75" x 11.25"	12' & 18'	72	Smooth/Woodgrain	Yes
1 x 16	0.75" x 15.25"	18'	54	Smooth/Woodgrain	Yes
5/4 x 4	1" x 3.5"	18'	208	Smooth/Woodgrain	Yes
5/4 x 6	1" x 5.5"	18'	128	Smooth/Woodgrain	Yes
5/4 x 8	1" x 7.25"	18'	96	Smooth/Woodgrain	Yes
5/4 x 10	1" x 9.25"	18'	80	Smooth/Woodgrain	Yes
5/4 x 12	1" x 11.25"	18'	64	Smooth/Woodgrain	Yes

## Features & Benefits:

- 100% cellular PVC
- Low maintenance. Moisture and termite proof.
- Mold and mildew resistant
- Lifetime Never Rot Warranty
- Lightweight and easy to work with
- Pre-finished white, but can be painted other colors



# PVC PANELS & BEADBOARD

**CertainTeed**  
SAINT-GOBAIN  
Restoration Millwork®



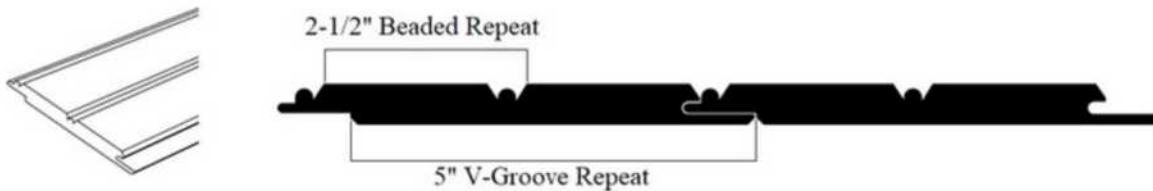
## Available Panel Sizes:

Thickness	Width	Available Lengths	Texture
3/8"	4'	8', 10'	Smooth/Smooth
1/2"	4'	8', 10'	Smooth/Smooth
3/4"	4'	8', 10', 12'	Smooth/Smooth
1"	4'	8'	Smooth/Smooth

## Available Beadboard Sizes:

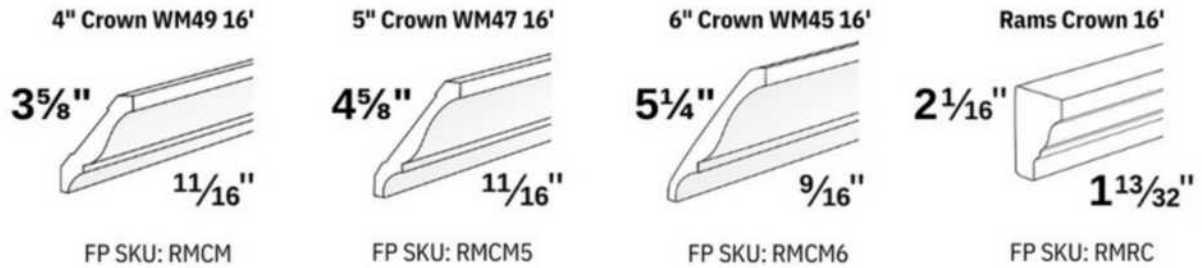
Item	Actual Size	Lengths	Unit Size	Texture	Profile
1/2" x 6" Beaded/V-Groove	0.5" x 5.25"	18'	224	Smooth	Beaded/V-Groove

## Profile:

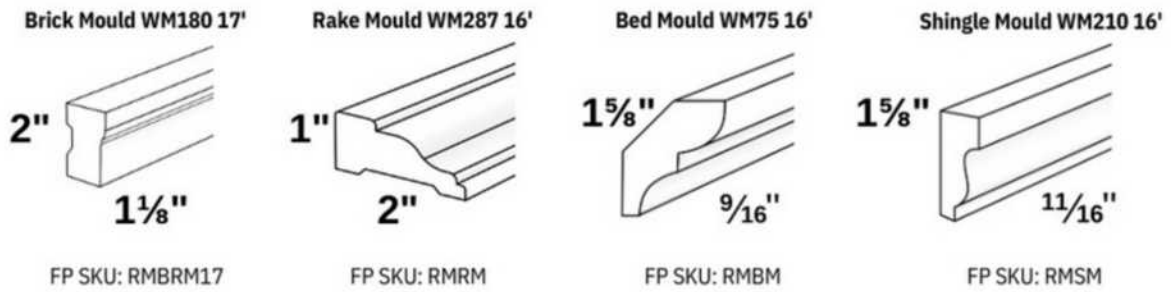


# PVC MOULDINGS PROFILES:

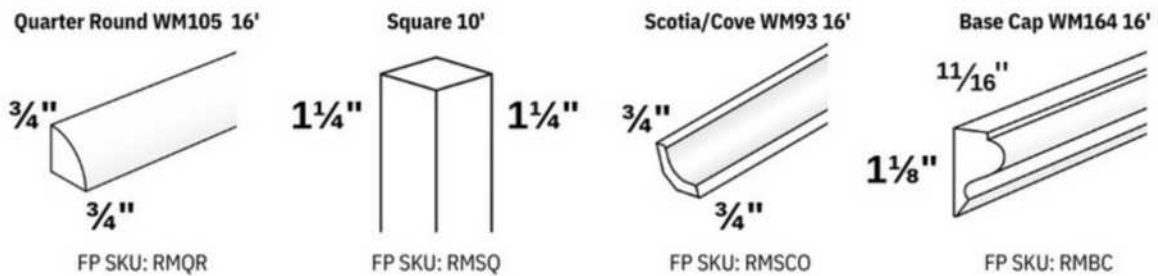
## Crowns



## Moulds



## Trims



## Caps, Sills, and Stops



**\*SPECIAL ORDER\***  
**PVC COLUMNS**



**Available Sizes & Profiles:**

Item	Actual Outside Dimension	Lengths	Unit Size	Texture	Corners
<i>8 x 8 Column Wrap</i>	<i>8" x 8"</i>	<i>9'</i>	<i>12</i>	<i>Smooth</i>	<i>Pre-Cut &amp; Pre-Mitered</i>

**Special Order Only:**

<i>10 x 10 Column Wrap</i>	<i>10" x 10"</i>	<i>9'</i>	<i>12</i>	<i>Smooth</i>	<i>Pre-Cut &amp; Pre-Mitered</i>
----------------------------	------------------	-----------	-----------	---------------	----------------------------------

Item	Column Size	Corners	Unit Size
<i>Classic Cap &amp; Base</i>	<i>8" x 8"</i>	<i>Pre-Cut &amp; Pre-Mitered</i>	<i>4</i>
<i>Estate Cap &amp; Base</i>	<i>8" x 8"</i>	<i>Pre-Cut &amp; Pre-Mitered</i>	<i>4</i>
<b>Special Order Only:</b>			
<i>Classic Cap &amp; Base</i>	<i>10" x 10"</i>	<i>Pre-Cut &amp; Pre-Mitered</i>	<i>4</i>
<i>Estate Cap &amp; Base</i>	<i>10" x 10"</i>	<i>Pre-Cut &amp; Pre-Mitered</i>	<i>4</i>

**Estate**



**Classic**

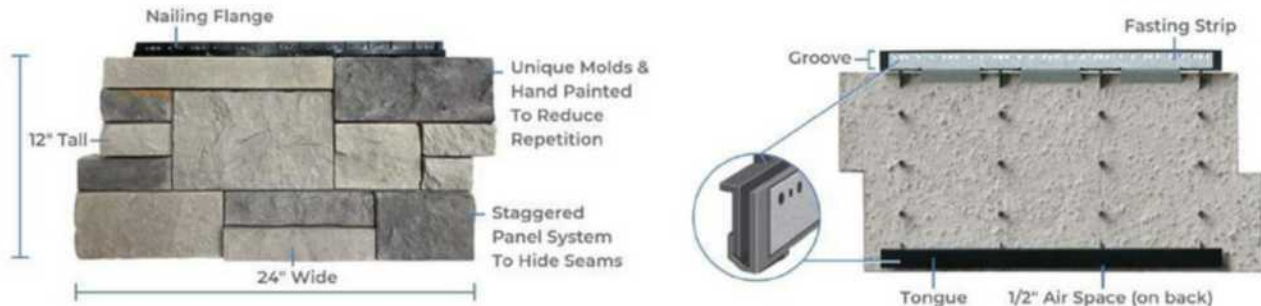




# AFFINITY PANELIZED STONE



## AFFINITY



### Available Sizes:

Stone:

Item	Actual Panel Size	Texture	Profile	Box Size
<i>Aspen</i>	12" High x 24" Wide	<i>Ridge Cut &amp; Cliff Ledge</i>	<i>Flats &amp; Corners</i>	5 Pcs (10 Sq Ft)
<i>Cambridge</i>	12" High x 24" Wide	<i>Ridge Cut &amp; Cliff Ledge</i>	<i>Flats &amp; Corners</i>	5 Pcs (10 Sq Ft)
<i>Redwood</i>	12" High x 24" Wide	<i>Ridge Cut &amp; Cliff Ledge</i>	<i>Flats &amp; Corners</i>	5 Pcs (10 Sq Ft)
<i>Glacier</i>	12" High x 24" Wide	<i>Ridge Cut &amp; Cliff Ledge</i>	<i>Flats &amp; Corners</i>	5 Pcs (10 Sq Ft)
<i>Yukon</i>	12" High x 24" Wide	<i>Ridge Cut &amp; Cliff Ledge</i>	<i>Flats &amp; Corners</i>	5 Pcs (10 Sq Ft)

### Features & Benefits:

- Superior panel design that virtually eliminates panel seams to the naked eye
- Superb color selection designed specifically for the Midwest
- Intuitive and simple installation
- Bracketed tongue and groove system for seamless panel-to-panel connections
- Can be installed in any weather by any tradesmen
- 100% American Made (manufactured in Illinois)
- Zero cut column kits
- Great for Commercial or Residential Projects
- Primarily used in exterior siding, but can also be used for interior fireplaces and accent walls.

# AFFINITY PANELIZED STONE

Available Colors and Profiles:



## RIDGE CUT SERIES



## CLIFF LEDGE SERIES





# AFFINITY COLUMN KITS

**COMING  
SOON**



## Available Kits:

### Column Kits:

Item	Actual Panel Size	Texture	Column Height	Box Size
<i>Aspen Column Kit</i>	<i>12" High x 18.5" Wide</i>	<i>Ridge Cut &amp; Cliff Ledge</i>	<i>3 Feet</i>	<i>12 Pcs</i>
<i>Cambridge Column Kit</i>	<i>12" High x 18.5" Wide</i>	<i>Ridge Cut &amp; Cliff Ledge</i>	<i>3 Feet</i>	<i>12 Pcs</i>
<i>Redwood Column Kit</i>	<i>12" High x 18.5" Wide</i>	<i>Ridge Cut &amp; Cliff Ledge</i>	<i>3 Feet</i>	<i>12 Pcs</i>
<i>Glacier Column Kit</i>	<i>12" High x 18.5" Wide</i>	<i>Ridge Cut &amp; Cliff Ledge</i>	<i>3 Feet</i>	<i>12 Pcs</i>
<i>Yukon Column Kit</i>	<i>12" High x 18.5" Wide</i>	<i>Ridge Cut &amp; Cliff Ledge</i>	<i>3 Feet</i>	<i>12 Pcs</i>

## Features & Benefits:

- Zero-cut column kits; pre-designed to simply install with no cuts or extra field work
- Pre-built two-piece framing column that wraps around 6x6 post
- Finished column measures 20" x 20" x 38" Tall
- Intuitive and simple installation
- Bracketed tongue and groove system for seamless panel to panel connections
- Can be installed in any weather by any tradesmen






# AFFINITY ACCESSORIES



## WAINSCOT CAPS




## HEARTHSTONE



## UTILITIES



## ACCESSORY COLOR GUIDE



## Available Accessories:

### Accessories:

Item	Actual Size	Color	Box Size
Starter Strip	10' Long	-	Sold Individually
Wainscot Cap (Top Flange)	24" Wide	Sandstone / Ivory/ Gray/ Charcoal	10 Pcs (20 LF)
Wainscot Cap (Bottom Flange)	24" Wide	Sandstone / Ivory/ Gray/ Charcoal	10 Pcs (20 LF)
Hearth Stone	20" x 20"	Sandstone / Ivory/ Gray/ Charcoal	Sold Individually
Light Block	8" Wide x 10" High	Sandstone / Ivory/ Gray	Sold Individually
Single Receptacle Block	6" Wide x 8" High	Sandstone / Ivory/ Gray	Sold Individually
Double Receptacle Block	8" Wide x 8" High	Sandstone / Ivory/ Gray	Sold Individually
Hose Bib	5" Wide x 5" High	Sandstone / Ivory/ Gray	Sold Individually
Metal Edge Trim	2" x 2" x 98"	Sandstone / Ivory/ Black	Sold Individually
Affinity Screws	1-5/8"	-	100 / 500

# FASTPLANK ALUMINUM SIDING



## Available Sizes:

### Siding & Trim

Item	Application	Size	Unit of Sale
6" Plank	Siding	6" x 16'	6 Pcs
Inside/Outside Corner	Corner Trim	12'	1 Pc
Two Piece J Trim	J Trim	12'	1 Pc
Two Piece Vertical Trim	Intermediate Trim	12'	1 Pc
One Piece J Trim	Window/Door Trim	12'	1 Pc
Perforated Starter	Starter Strip	12'	1 Pc

### Connectors

Item	Application	Box Size
Wall Clip Connector	Siding Clip	100 Pcs
Plank Connector	Horizontal Plank Connector	50 Pcs
Plank Backer	Bottom & Top Edge Backer	50 Pcs
Wood Screw #10	Screws	250 Pcs



## Features & Benefits:

- Extraordinary long-term durability and performance
- Made with a thick and high-quality aluminum
- Fantastic design for intuitive, easy, and fast installation
- Modern colors and look
- Excellent for commercial buildings

# WOODTONE RUSTICSERIES™

RusticSeries™ Lap is the original two-tone lap siding option; Combining the natural warmth and beauty of wood with the durability of fiber cement and composite products.



## Available Sizes:

Brand	Item	SKU	Actual Size	Coverage	Texture	Unit of Sale
Woodtone RusticSeries™	Lap Siding	WTPLK_8	8.25" x 12'	15 Pcs/Sq	Cedarmill	4 Pcs
Woodtone RusticSeries™	Cedarmill Panels	WTPNLCM10__	4' x 10'	2.5 Pcs/Sq	Cedarmill	1 Pc
Woodtone RusticSeries™	Rustic Battens	442RSWT__	3/4" x 2.5" x 12'	-	Cedarmill	1 Pc

## Stocking Colors:



## Features & Benefits:

- Composite siding with the appearance of wood
- Two-tone factory coated for consistency and durability
- Lap siding, Cedarmill Panels, and Rustic Battens profiles available
- 20-year coating warranty



# GATORBAR REBAR



## Available Sizes:

Item	SKU	Thickness	Length	Weight	Bundle Size
#3 GatorBar	GB3	3/8" (10mm)	20'	1.8 lbs/stick	25 pcs
#4 GatorBar	GB4	1/2" (13mm)	20'	3.3 lbs/stick	14 pcs

## Bends

Item	SKU	Thickness	Bundle Size
#3 24" x 24" GatorBar 90 Bend	GB32490	3/8" (10mm)	25 pcs
#4 24" x 24" GatorBar 90 Bend	GB42490	1/2" (13mm)	10 pcs

## Features & Benefits:

- 100% made in the USA
- More affordable, lighter, and stronger than traditional steel rebar
- Increases the lifespan of the concrete
- Price stability - pricing does not fluctuate like steel
- Completely rust resistant, even in high chloride and corrosive environments
- ICC certified for structural use
- #3 GatorBar is equivalent to #4 Steel

# LITEBAR REBAR



## Available Sizes:

Item	SKU	Thickness	Length	Weight	Bundle Size	Unit Size
LiteBar	71620GFRP	7/16" (16mm)	20'	2.55 LBS	50 PIECE	500 PIECE

## Features & Benefits:

- Rust Free, does not corrode, extended structure life
- Lightweight, large labor & freight savings
- Non-conductive, LiteBar is electrically non-conductive and thermally non-conductive
- Stronger than steel, LiteBar is 2x stronger than steel in tensile strength
- Installs like steel, toe it off and chair it up just like steel

## Applications:

- Driveways and walkways
- Foundation footings
- Grain bins and barns
- Pool decks
- Patios and porches



# BENDERBOARD CONCRETE FORM



## Available Sizes:

Item	Thickness	Size	Unit Size	Species
<i>12" x 16' Benderboard</i>	<i>1/4"</i>	<i>12" x 16'</i>	<i>200</i>	<i>Hardboard</i>

## Features & Benefits:

- Flexible and bendable for curves, radiuses, and bends
- Full 16' lengths
- Hardboard surface for a smooth matte concrete finish
- Competitively priced and very affordable





**800.892.7109**

2101 S. 88th St. Kansas City, KS 66111

[www.fp-supply.com](http://www.fp-supply.com)